

# Butler County - July 2023



[www.iowaccrr.org](http://www.iowaccrr.org)

Total County Population	14,326
Children ages 0 through 5	927
Children ages 6 through 9	656
Children ages 10 through 12	549

Data source: Woods & Poole Population Estimates as of Dec 31, 2022.

Families with all parents working & children under age 6	71%
Median Family Income	\$74,754
Average Weekly Income	\$1,438

Data source: State Library of Iowa, [www.iowadatabase.org](http://www.iowadatabase.org)

Child Care Rates Average Per Week	Infant (0-12 Months)	Toddler (13-23 Months)	Two Year Olds	Three Year Olds	Four & Five Year Olds	Before & After School	Full Time School-Age
Registered Child Development Homes	\$144.10	\$143.71	\$141.21	\$142.90	\$140.59	\$129.21	\$132.96
HHS Licensed Centers/Preschools	\$177.50	\$177.50	\$167.38	\$162.38	\$161.25	\$146.25	\$156.75

Providers may charge by the month, week, day or hour.

Data Source: Iowa NDS 2.0 database for this reporting year.

## For a family earning the median income with an infant in child care they would pay:

10% of their income before taxes, if their child was in a registered home

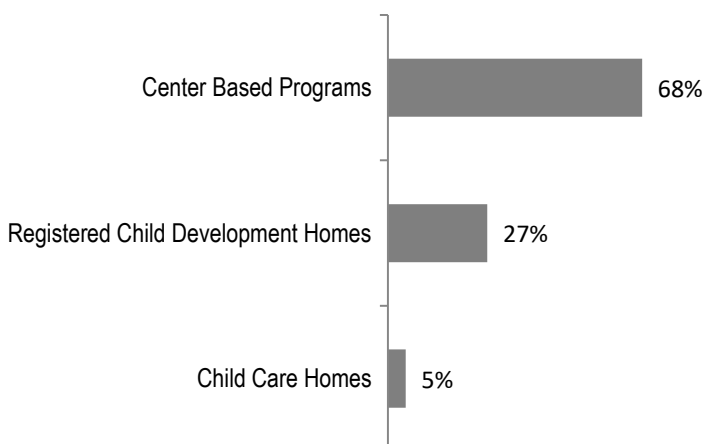
12% of their income before taxes, if their child was in a licensed center

7% is considered affordable according to a study from Child Care Aware of America "US and the High Price of Child Care 2019"

**CCR&R referred 4 families to child care providers.**

**This is a free service available to all Iowa families.**

## Percent of Program Spaces



### 36 Total PROGRAMS listed with CCR&R

- 17 Registered Child Development Homes
- 6 Child Care Homes
- 7 Dept. of Education Operated Preschools
- 6 HHS Licensed Centers/Preschools

### 747 Total SPACES listed with CCR&R

- 200 Registered Child Development Homes
- 36 Child Care Homes
- 243 Dept. of Education Operated Preschools
- 268 HHS Licensed Centers/Preschools

School District Dept of Education (DOE) programs are not licensed by HHS but meet Standards for Child Care adopted by the State Board of Education.

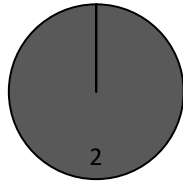
CCR&R may not have all DOE programs and Child Care Homes listed since they are not regulated by HHS.

# Iowa Quality For Kids (IQ4K®) Participation

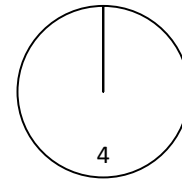
**Dept. of Education Preschools**  
Total IQ4K® Rated:

No IQ4K® Rated  
Dept. of Education  
Preschools in the  
County

**Licensed Centers/Preschools:**  
Total IQ4K® Rated: 2



**Registered Child Development Homes**  
Total IQ4K® Rated: 4



- Level 1
- Level 2
- Level 3
- Level 4
- Level 5

The number of IQ4K® Providers changes monthly. This county currently has 6 IQ4K® rated programs. Go to <https://hhs.iowa.gov/programs/programs-and-services/child-care/child-care-quality-rating> for up-to-date information.

ChildNet is a series of 25 hours of voluntary training for Registered Child Development Home providers. Providers commit to meeting additional requirements to become certified.	Eligible Programs	% ChildNet Certified
	17	47%

Out of 36 child care programs, 17 programs report they are willing to discuss accepting HHS Child Care Assistance funded children. Of these, 3 are licensed centers or preschools and 14 are registered child development homes.

**LOOKING FOR CHILD CARE?**

Connect with CCR&R's Parent Service Team for your FREE child care referral!

**WE ARE HERE FOR YOU!**

**855-244-5301** [www.iowaccrr.org](http://www.iowaccrr.org)

Funding provided by the Iowa Department of Human Services through the Child Care Development Fund

For more information about how you can help ensure success of Iowa's vision, "Every child, beginning at birth, will be healthy and successful," contact your local CCR&R office.

## Butler County

Funding for CCR&R services provided in part by the Iowa Department of Health and Human Services through the Child Care Development Fund. Data provided by Child Care Resource & Referral as of July 1, 2023 unless otherwise noted.