

Region 2 Northeast Iowa - July 2023

Total County Population	507,371
Children ages 0 through 5	35,678
Children ages 6 through 9	25,016
Children ages 10 through 12	18,518

Data source: Woods & Poole Population Estimates as of Dec 31, 2022.

Families with all parents working & children under age 6	79%
Median Family Income	\$74,466
Average Weekly Income	\$1,432

Data source: State Library of Iowa, www.iowadatecenter.org



www.iowaccrr.org

Child Care Rates Average Per Week	Infant (0-12 Months)	Toddler (13-23 Months)	Two Year Olds	Three Year Olds	Four & Five Year Olds	Before & After School	Full Time School-Age
Registered Child Development Homes	\$153.46	\$151.85	\$149.09	\$148.70	\$148.85	\$109.91	\$138.13
HHS Licensed Centers/Preschools	\$201.99	\$201.44	\$186.04	\$169.90	\$167.52	\$104.81	\$149.35

Providers may charge by the month, week, day or hour.

Data Source: Iowa NDS 2.0 database for this reporting year.

For a family earning the median income with an infant in child care they would pay:

11% of their income before taxes, if their child was in a registered home

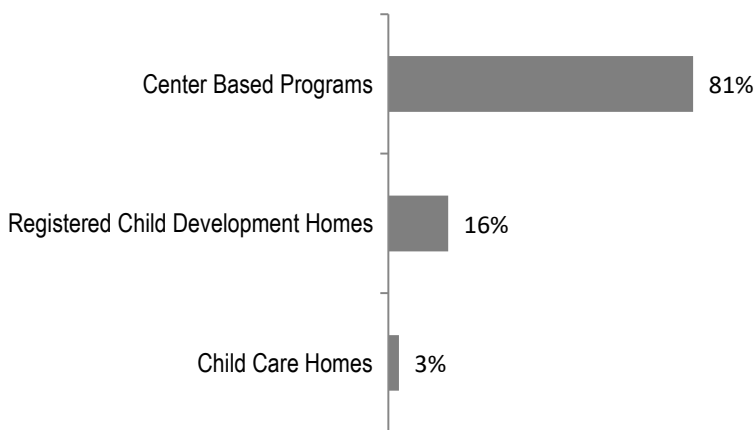
14% of their income before taxes, if their child was in a licensed center

7% is considered affordable according to a study from Child Care Aware of America "US and the High Price of Child Care 2019"

CCR&R referred 347 families to child care providers.

This is a free service available to all Iowa families.

Percent of Program Spaces



818 Total PROGRAMS listed with CCR&R

367 Registered Child Development Homes

121 Child Care Homes

85 Dept. of Education Operated Preschools

245 HHS Licensed Centers/Preschools

26,047 Total SPACES listed with CCR&R

4,152 Registered Child Development Homes

726 Child Care Homes

2,539 Dept. of Education Operated Preschools

18,630 HHS Licensed Centers/Preschools

School District Dept of Education (DOE) programs are not licensed by HHS but meet Standards for Child Care adopted by the State Board of Education.

CCR&R may not have all DOE programs and Child Care Homes listed since they are not regulated by HHS.

Iowa Quality For Kids (IQ4K®) Participation

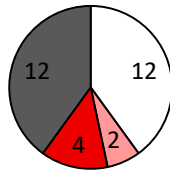
Dept. of Education Preschools

Total IQ4K® Rated:

No IQ4K® Rated
Dept. of Education
Preschools in the

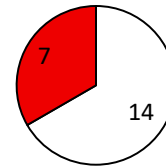
Licensed Centers/Preschools:

Total IQ4K® Rated: 30



Registered Child Development Homes

Total IQ4K® Rated: 21



- Level 1
- ◻ Level 2
- ◼ Level 3
- ◼ Level 4
- ◼ Level 5

The number of IQ4K® Providers changes monthly. This county currently has 51 IQ4K® rated programs. Go to <https://hhs.iowa.gov/programs/programs-and-services/child-care/child-care-quality-rating> for up-to-date information.

ChildNet is a series of 25 hours of voluntary training for Registered Child Development Home providers. Providers commit to meeting additional requirements to become certified.	Eligible Programs	% ChildNet Certified
	367	17%

Out of 818 child care programs, 502 programs report they are willing to discuss accepting HHS Child Care Assistance funded children. Of these, 189 are licensed centers or preschools, 308 are registered child development homes and 5 are child care homes.

LOOKING FOR CHILD CARE?



Connect with CCR&R's Parent Service Team for your FREE child care referral!

WE ARE HERE FOR YOU!

855-244-5301

www.iowaccrr.org

Funding provided by the Iowa Department of Human Services through the Child Care Development Fund

For more information about how you can help ensure success of Iowa's vision, "Every child, beginning at birth, will be healthy and successful," contact your local CCR&R office.

Region 2 Northeast Iowa

Funding for CCR&R services provided in part by the Iowa Department of Health and Human Services through the Child Care Development Fund.
Data provided by Child Care Resource & Referral as of July 1, 2023 unless otherwise noted.