

Region 1 Northwest Iowa - July 2023

Total Region Population	433,334
Children ages 0 through 5	33,238
Children ages 6 through 9	23,314
Children ages 10 through 12	17,235

Data source: Woods & Poole Population Estimates as of Dec 31, 2022.

Families with all parents working & children under age 6	76%
Median Family Income	\$72,943
Average Weekly Income	\$1,403

Data source: State Library of Iowa, www.iowadatecenter.org



www.iowaccrr.org

Child Care Rates Average Per Week	Infant (0-12 Months)	Toddler (13-23 Months)	Two Year Olds	Three Year Olds	Four & Five Year Olds	Before & After School	Full Time School-Age
Registered Child Development Homes	\$143.96	\$143.76	\$142.35	\$141.31	\$139.68	\$79.81	\$134.62
DHS Licensed Centers/Preschools	\$180.67	\$179.62	\$169.05	\$160.34	\$152.60	\$73.34	\$131.36

Providers may charge by the month, week, day or hour.

Data Source: Iowa NDS 2.0 database for this reporting year.

For a family earning the median income with an infant in child care they would pay:

10% of their income before taxes, if their child was in a registered home

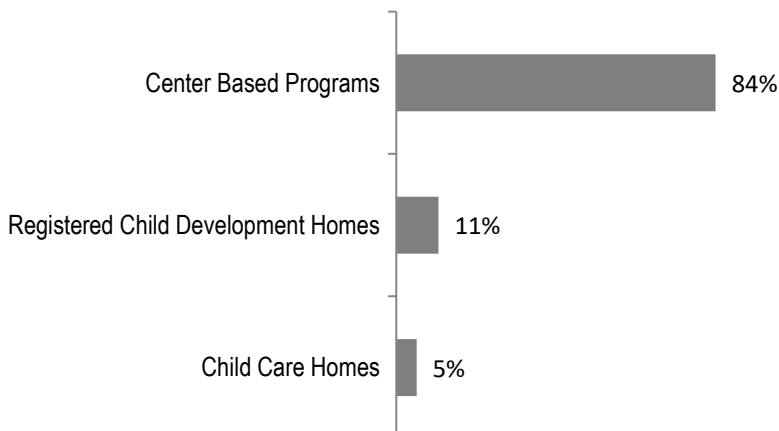
13% of their income before taxes, if their child was in a licensed center

7% is considered affordable according to a study from Child Care Aware of America "US and the High Price of Child Care 2019"

CCR&R referred 100 families to child care providers.

This is a free service available to all Iowa families.

Percent of Program Spaces



732 Total PROGRAMS listed with CCR&R

- 221 Registered Child Development Homes
- 212 Child Care Homes
- 74 Dept. of Education Operated Preschools
- 225 HHS Licensed Centers/Preschools

23,544 Total SPACES listed with CCR&R

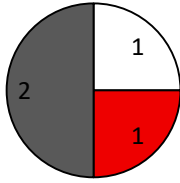
- 2,620 Registered Child Development Homes
- 1,272 Child Care Homes
- 2,045 Dept. of Education Operated Preschools
- 17,607 HHS Licensed Centers/Preschools

School District Dept of Education (DOE) programs are not licensed by HHS but meet Standards for Child Care adopted by the State Board of Education.

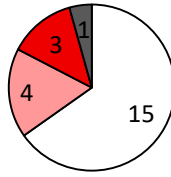
CCR&R may not have all DOE programs and Child Care Homes listed since they are not regulated by HHS.

Iowa Quality For Kids (IQ4K®) Participation

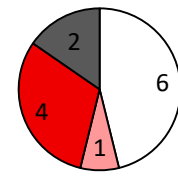
Dept. of Education Preschools
Total IQ4K® Rated:



Licensed Centers/Preschools:
Total IQ4K® Rated:



Registered Child Development Homes
Total IQ4K® Rated:



- Level 1
- Level 2
- Level 3
- Level 4
- Level 5

The number of IQ4K® Providers changes monthly. This Region currently has 40 IQ4K® rated programs. Go to <https://hhs.iowa.gov/programs/programs-and-services/child-care/child-care-quality-rating> for up-to-date information.

ChildNet is a series of 25 hours of voluntary training for Registered Child Development Home providers. Providers commit to meeting additional requirements to become certified.	Eligible Programs	% ChildNet Certified
	221	15%

Out of 732 child care programs, 346 programs report they are willing to discuss accepting HHS Child Care Assistance funded children. Of these, 162 are licensed centers or preschools, 162 are registered child development homes and 22 are child care homes.

LOOKING FOR CHILD CARE?

Connect with CCR&R's Parent Service Team for your FREE child care referral!

WE ARE HERE FOR YOU!

855-244-5301 | www.iowaccrr.org

Funding provided by the Iowa Department of Human Services through the Child Care Development Fund

For more information about how you can help ensure success of Iowa's vision, "Every child, beginning at birth, will be healthy and successful," contact your local CCR&R office.

Region 1 Northwest Iowa

Funding for CCR&R services provided in part by the Iowa Department of Health and Human Services through the Child Care Development Fund. Data provided by Child Care Resource & Referral as of July 1, 2023 unless otherwise noted.