

Region 4 Central Iowa - July 2022

Total County Population	1,069,749
Children ages 0 through 5	82,677
Children ages 6 through 9	55,973
Children ages 10 through 12	42,250

Data source: Woods & Poole Population Estimates as of Dec 31, 2021.

Families with all parents working & children under age 6	73%
Median Family Income	\$76,272
Average Weekly Income	\$1,467

Data source: State Library of Iowa, www.iowadatecenter.org



Child Care Rates Average Per Week	Infant (0-12 Months)	Toddler (13-23 Months)	Two Year Olds	Three Year Olds	Four & Five Year Olds	Before & After School	Full Time School-Age
Registered Child Development Homes	\$155.63	\$153.88	\$151.21	\$149.62	\$146.76	\$75.78	\$135.07
DHS Licensed Centers/Preschools	\$240.98	\$238.86	\$219.19	\$199.84	\$193.61	\$91.76	\$166.78

Providers may charge by the month, week, day or hour.

Data Source: Iowa NDS 2.0 database for this reporting year.

For a family earning the median income with an infant in child care they would pay:

11% of their income before taxes, if their child was in a registered home

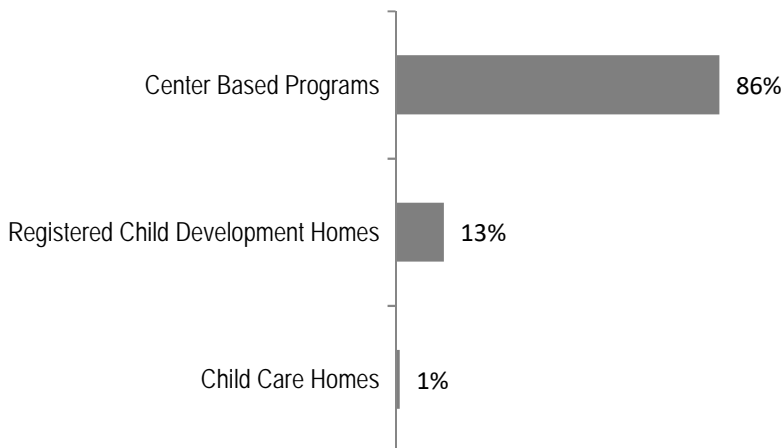
16% of their income before taxes, if their child was in a licensed center

7% is considered affordable according to a study from Child Care Aware of America "US and the High Price of Child Care 2019"

CCR&R referred 698 families to child care providers.

This is a free service available to all Iowa families.

Percent of Program Spaces



1,485 Total PROGRAMS listed with CCR&R

- 785 Registered Child Development Homes
- 125 Child Care Homes
- 101 Dept. of Education Operated Preschools
- 474 DHS Licensed Centers/Preschools

65,272 Total SPACES listed with CCR&R

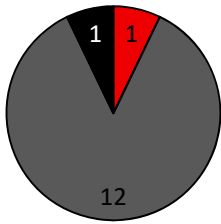
- 8,410 Registered Child Development Homes
- 750 Child Care Homes
- 4,332 Dept. of Education Operated Preschools
- 51,780 DHS Licensed Centers/Preschools

School District Dept of Education (DOE) programs are not licensed by DHS but meet Standards for Child Care adopted by the State Board of Education.

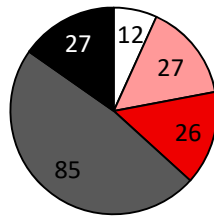
CCR&R may not have all DOE programs and Child Care Homes listed since they are not regulated by DHS.

Quality Rating and Improvement System (QRIS) Participation

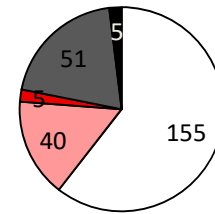
Dept. of Education Preschools



Centers/Preschools



Registered Child Development Homes



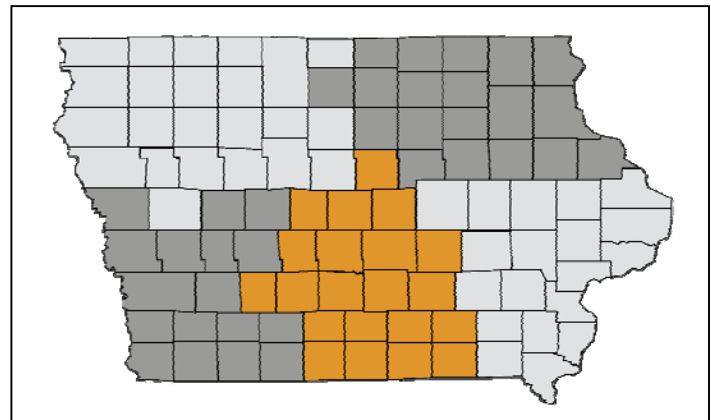
- Level 1
- Level 2
- Level 3
- Level 4
- Level 5

The number of QRIS Providers changes monthly. This county currently has 11 IQ4K rated programs. Go to <https://dhs.iowa.gov/qris/rules> for up-to-date information.

ChildNet is a series of 25 hours of voluntary training for Registered Child Development Home providers. Providers commit to meeting additional requirements to become certified.	Eligible Programs	% ChildNet Certified
	785	14%

Out of 1485 child care programs, 1095 programs report they are willing to discuss accepting DHS Child Care Assistance funded children. Of these, 400 are centers or preschools, 667 are registered child development homes and 28 are child care homes.

For more information about how you can help ensure success of Iowa's vision, "Every child, beginning at birth, will be healthy and successful," contact your local CCR&R office.



Services to Child Care Programs		
	Technical Assistance Contacts	On-Site and Virtual Consultation Visits
Center Based	4523	784
Home Based	9450	1214

Connect with us:



Region 4 Central Iowa

Funding for CCR&R services provided in part by the Iowa Department of Human Services through the Child Care Development Fund. Data provided by Child Care Resource & Referral as of July 1, 2022 unless otherwise noted.