

Region 5 Southeast Iowa - July 2021

Total Region Population	920,662
Children ages 0 through 5	66,571
Children ages 6 through 9	45,407
Children ages 10 through 12	34,797

Data source: Woods & Poole Population Estimates as of Dec 31, 2020.

Families with all parents working & children under age 6	75%
Median Family Income	\$73,356
Average Weekly Income	\$1,411

Data source: State Library of Iowa, www.iowadatecenter.org



www.iowaccrr.org

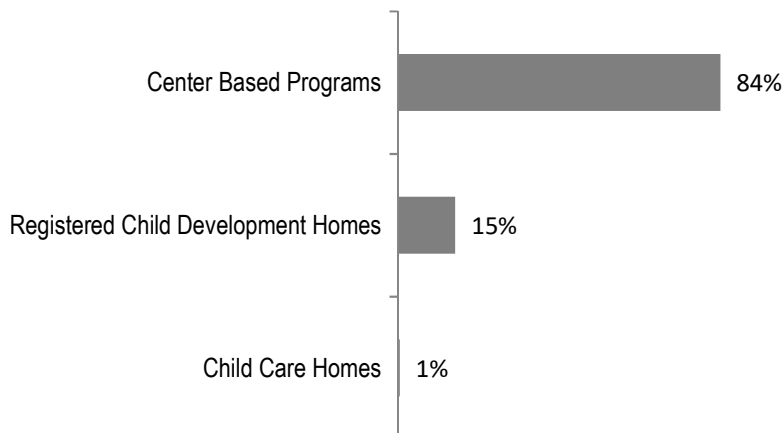
Child Care Rates Average Per Week	Infant (0-12 Months)	Toddler (13-23 Months)	Two Year Olds	Three Year Olds	Four & Five Year Olds	Before & After School	Full Time School-Age
Registered Child Development Homes	\$146.62	\$145.23	\$142.21	\$141.29	\$139.09	\$63.64	\$131.70
DHS Licensed Centers/Preschools	\$210.28	\$209.10	\$190.65	\$181.46	\$176.01	\$82.70	\$159.34

For a family earning the median income with an infant in child care they would pay:

- 10% of their income before taxes, if their child was in a registered home
 - 15% of their income before taxes, if their child was in a licensed center
- 7% is considered affordable according to a study from Child Care Aware of America "US and the High Price of Child Care 2019"

CCR&R referred 790 families with 1181 children to child care providers.

Percent of Program Spaces



1,214 Total PROGRAMS listed with CCR&R

- 655 Registered Child Development Homes
- 49 Child Care Homes
- 66 Dept. of Education Operated Preschools
- 444 DHS Licensed Centers/Preschools

46,715 Total SPACES listed with CCR&R

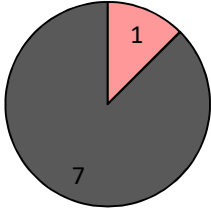
- 7,040 Registered Child Development Homes
- 245 Child Care Homes
- 2,017 Dept. of Education Operated Preschools
- 37,413 DHS Licensed Centers/Preschools

School District Dept of Education (DOE) programs are not licensed by DHS but meet Standards for Child Care adopted by the State Board of Education.

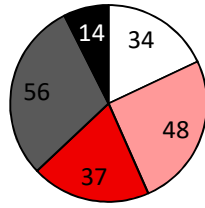
CCR&R may not have all DOE programs and Child Care Homes listed since they are not regulated by DHS.

Quality Rating System (QRS) Participation

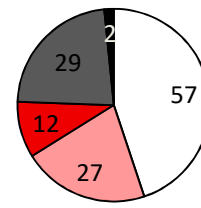
Dept. of Education Preschools



Centers/Preschools



Registered Child Development Homes



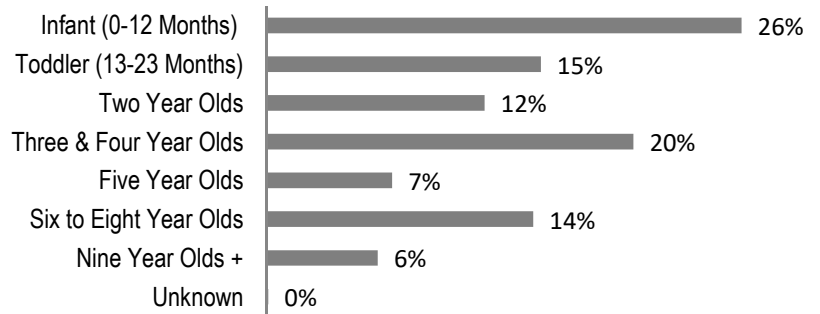
- Level 1
- Level 2
- Level 3
- Level 4
- Level 5

The number of QRS Providers changes monthly. Go to <https://dhs.iowa.gov/quality-rating-system> for up-to-date information.

ChildNet is a series of 25 hours of voluntary training for Registered Child Development Home providers. Providers commit to meeting additional requirements to become certified.	Eligible Programs	% ChildNet Certified
	655	10%

Out of 1214 child care programs, 893 programs report they are willing to discuss accepting DHS Child Care Assistance funded children. Of these, 324 are centers or preschools, 527 are registered child care homes, and 42 are child care homes.

Percent of Requests for Child Care by Age



Services to Child Care Programs

	Technical Assistance Contacts	On-Site and Virtual Consultation Visits
Center Based	3,248	296
Home Based	7,418	313

Connect with us:



Region 5 Southeast Iowa

Funding for CCR&R services provided in part by the Iowa Department of Human Services through the Child Care Development Fund. Data provided by Child Care Resource & Referral using NACCRRAware as of July 1, 2021 unless otherwise noted.