

State of Iowa - July 2021

Total Region Population	3,160,698
Children ages 0 through 5	235,696
Children ages 6 through 9	159,803
Children ages 10 through 12	124,214

Data source: Woods & Poole Population Estimates as of Dec 31, 2020.

Families with all parents working & children under age 6	75%
Median Family Income	\$77,099
Average Weekly Income	\$1,483

Data source: State Library of Iowa, www.iowadatecenter.org



www.iowaccrr.org

Child Care Rates Average Per Week	Infant (0-12 Months)	Toddler (13-23 Months)	Two Year Olds	Three Year Olds	Four & Five Year Olds	Before & After School	Full Time School-Age
Registered Child Development Homes	\$144.74	\$143.37	\$141.09	\$139.50	\$137.50	\$65.40	\$127.16
DHS Licensed Centers/Preschools	\$218.42	\$217.23	\$198.15	\$186.21	\$179.34	\$83.84	\$155.47

Providers may charge by the month, week, day or hour.

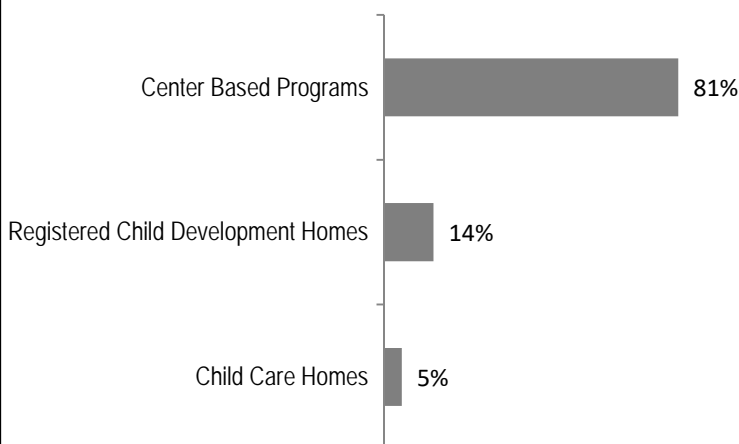
Data Source: Iowa NACCRRAware database for this reporting year.

For a family earning the median income with an infant in child care they would pay:

- 10% of their income before taxes, if their child was in a registered home
 - 15% of their income before taxes, if their child was in a licensed center
- 7% is considered affordable according to a study from Child Care Aware of America "US and the High Price of Child Care 2019"

CCR&R referred 3,169 families with 4,661 children to child care providers.

Percent of Program Spaces



4,961 Total PROGRAMS listed with CCR&R

2,442 Registered Child Development Homes

644 Child Care Homes

379 Dept. of Education Operated Preschools

1,496 DHS Licensed Centers/Preschools

173,481 Total SPACES listed with CCR&R

26,796 Registered Child Development Homes

3,223 Child Care Homes

13,121 Dept. of Education Operated Preschools

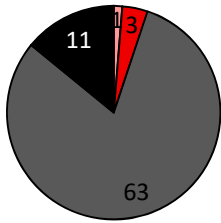
130,341 DHS Licensed Centers/Preschools

School District Dept of Education (DOE) programs are not licensed by DHS but meet Standards for Child Care adopted by the State Board of Education.

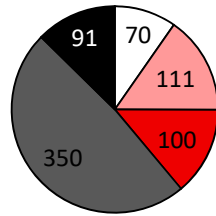
CCR&R may not have all DOE programs and Child Care Homes listed since they are not regulated by DHS.

Quality Rating System (QRS) Participation

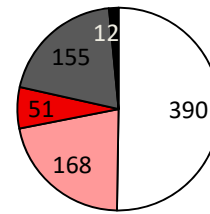
Dept. of Education Preschools



Centers/Preschools



Registered Child Development Homes



- Level 1
- ▨ Level 2
- Level 3
- Level 4
- Level 5

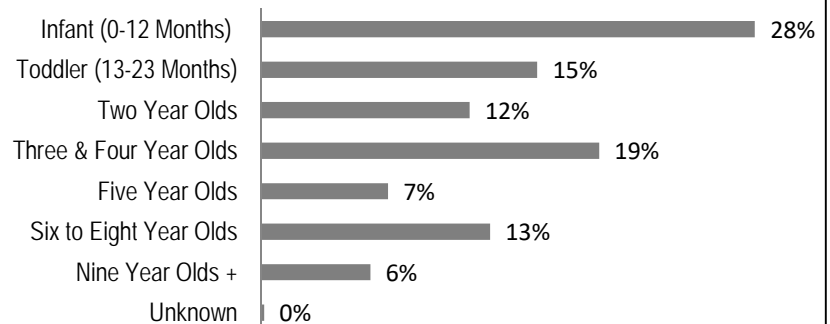
The number of QRS Providers changes monthly. Go to <https://dhs.iowa.gov/quality-rating-system> for up-to-date information.

ChildNet is a series of 25 hours of voluntary training for Registered Child Development Home providers. Providers commit to meeting additional requirements to become certified.	Eligible Programs	% ChildNet Certified
	2,442	15%

Out of 4,961 child care programs, 3,398 programs report they are willing to discuss accepting DHS Child Care Assistance funded children.

Of these, 1,244 are centers or preschools, 1,980 are registered child care homes, and 174 are child care homes.

Percent of Requests for Child Care by Age



Services to Child Care Programs

	Technical Assistance Contacts	On-Site and Virtual Consultation Visits
Center Based	15,456	2,026
Home Based	34,304	2,655

Connect with us:



State of Iowa

Funding for CCR&R services provided in part by the Iowa Department of Human Services through the Child Care Development Fund. Data provided by Child Care Resource & Referral using NACCRRAware as of July 1, 2021 unless otherwise noted.