

Region 1 Northwest Iowa - July 2021

Total Region Population	423,571
Children ages 0 through 5	32,737
Children ages 6 through 9	22,267
Children ages 10 through 12	17,518

Data source: Woods & Poole Population Estimates as of Dec 31, 2020.

Families with all parents working & children under age 6	76%
Median Family Income	\$71,647
Average Weekly Income	\$1,378

Data source: State Library of Iowa, www.iowadatecenter.org



www.iowaccrr.org

Child Care Rates Average Per Week	Infant (0-12 Months)	Toddler (13-23 Months)	Two Year Olds	Three Year Olds	Four & Five Year Olds	Before & After School	Full Time School-Age
Registered Child Development Homes	\$135.00	\$134.10	\$133.20	\$133.20	\$132.30	\$58.00	\$130.50
DHS Licensed Centers/Preschools	\$159.00	\$155.78	\$146.38	\$142.38	\$136.55	\$54.23	\$122.02

Providers may charge by the month, week, day or hour.

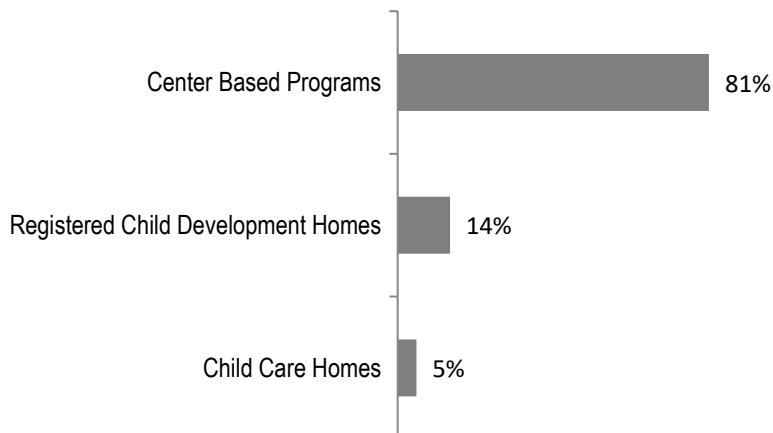
Data Source: Iowa NACCRRAware database for this reporting year.

For a family earning the median income with an infant in child care they would pay:

- 10% of their income before taxes, if their child was in a registered home
 - 12% of their income before taxes, if their child was in a licensed center
- 7% is considered affordable according to a study from Child Care Aware of America "US and the High Price of Child Care 2019"

CCR&R referred 264 families with 402 children to child care providers.

Percent of Program Spaces



799 Total PROGRAMS listed with CCR&R

- 269 Registered Child Development Homes
- 227 Child Care Homes
- 77 Dept. of Education Operated Preschools
- 226 DHS Licensed Centers/Preschools

23,149 Total SPACES listed with CCR&R

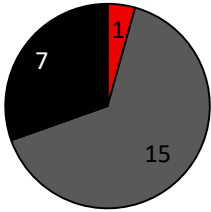
- 3,164 Registered Child Development Homes
- 1,135 Child Care Homes
- 2,090 Dept. of Education Operated Preschools
- 16,760 DHS Licensed Centers/Preschools

School District Dept of Education (DOE) programs are not licensed by DHS but meet Standards for Child Care adopted by the State Board of Education.

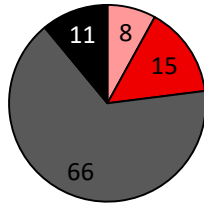
CCR&R may not have all DOE programs and Child Care Homes listed since they are not regulated by DHS.

Quality Rating System (QRS) Participation

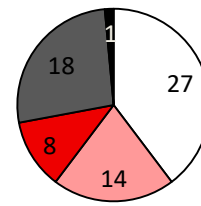
Dept. of Education Preschools



Centers/Preschools



Registered Child Development Homes



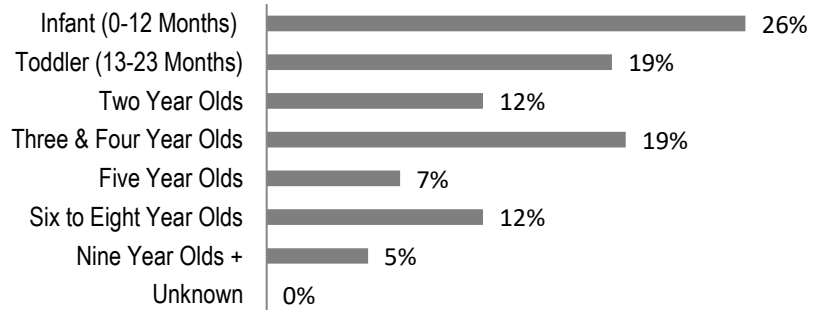
- Level 1
- Level 2
- Level 3
- Level 4
- Level 5

The number of QRS Providers changes monthly. Go to <https://dhs.iowa.gov/quality-rating-system> for up-to-date information.

ChildNet is a series of 25 hours of voluntary training for Registered Child Development Home providers. Providers commit to meeting additional requirements to become certified.	Eligible Programs	% ChildNet Certified
	269	14%

Out of 799 child care programs, 403 programs report they are willing to discuss accepting DHS Child Care Assistance funded children. Of these, 192 are centers or preschools, 200 are registered child care homes, and 11 are child care homes.

Percent of Requests for Child Care by Age



Services to Child Care Programs

	Technical Assistance Contacts	On-Site and Virtual Consultation Visits
Center Based	3,136	588
Home Based	3,653	474

Connect with us:



Region 1 Northwest Iowa

Funding for CCR&R services provided in part by the Iowa Department of Human Services through the Child Care Development Fund. Data provided by Child Care Resource & Referral using NACCRRAware as of July 1, 2021 unless otherwise noted.