

Winnebago County - July 2020



www.iowaccrr.org

| | |
|-----------------------------|--------|
| Total County Population | 10,473 |
| Children ages 0 through 5 | 698 |
| Children ages 6 through 9 | 518 |
| Children ages 10 through 12 | 419 |

Data source: Woods & Poole Population Estimates as of Dec 31, 2019.

| | |
|--|----------|
| Families with all parents working & children under age 6 | 82% |
| Median Family Income | \$67,157 |
| Average Weekly Income | \$1,291 |

Data source: State Library of Iowa, www.iowadatacenter.org

| Child Care Rates Average Per Week | Infant (0-12 Months) | Toddler (13-23 Months) | Two Year Olds | Three Year Olds | Four & Five Year Olds | Before & After School | Full Time School-Age |
|--------------------------------------|-------------------------|---------------------------|------------------|--------------------|--------------------------|--------------------------|-------------------------|
| Registered Child Development Homes | \$121.25 | \$121.25 | \$121.25 | \$121.25 | \$121.25 | \$53.89 | \$121.25 |
| DHS Licensed Centers/Preschools | \$149.45 | \$149.45 | \$131.95 | \$128.58 | \$128.58 | \$57.15 | \$116.50 |

Providers may charge by the month, week, day or hour.

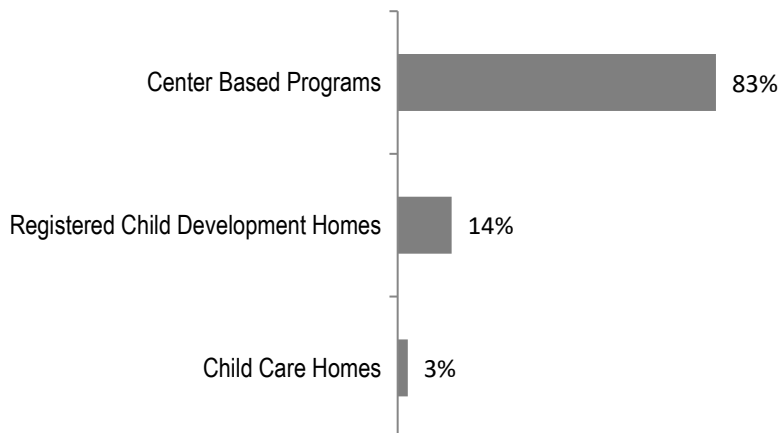
Data Source: Iowa NACCRRAware database for this reporting year.

For a family earning the median income with an infant in child care they would pay:

- 9% of their income before taxes, if their child was in a registered home
 - 12% of their income before taxes, if their child was in a licensed center
- 7% is considered affordable according to a study from Child Care Aware of America "US and the High Price of Child Care 2019"

CCR&R referred 15 families with 20 children to child care providers.

Percent of Program Spaces



22 Total PROGRAMS listed with CCR&R

- 9 Registered Child Development Homes
- 4 Child Care Homes
- 3 Dept. of Education Operated Preschools
- 6 DHS Licensed Centers/Preschools

764 Total SPACES listed with CCR&R

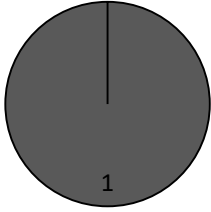
- 108 Registered Child Development Homes
- 20 Child Care Homes
- 120 Dept. of Education Operated Preschools
- 516 DHS Licensed Centers/Preschools

School District Dept of Education (DOE) programs are not licensed by DHS but meet Standards for Child Care adopted by the State Board of Education.

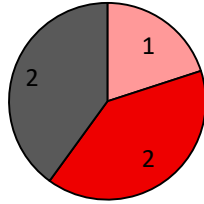
CCR&R may not have all DOE programs and Child Care Homes listed since they are not regulated by DHS.

Quality Rating System (QRS) Participation

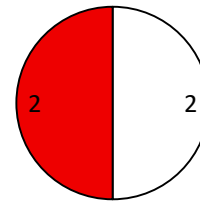
Dept. of Education Preschools



Centers/Preschools



Registered Child Development Homes



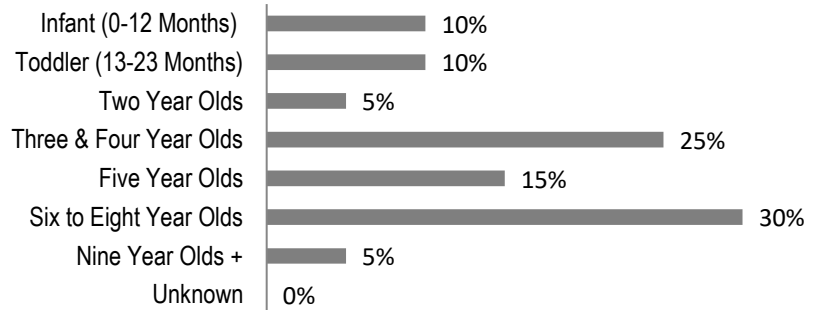
- Level 1
- Level 2
- Level 3
- Level 4
- Level 5

The number of QRS Providers changes monthly. Go to <https://dhs.iowa.gov/quality-rating-system> for up-to-date information.

| | | |
|--|-------------------|----------------------|
| ChildNet is a series of 25 hours of voluntary training for Registered Child Development Home providers. Providers commit to meeting additional requirements to become certified. | Eligible Programs | % ChildNet Certified |
| | 9 | 22% |

Out of 22 child care programs, 13 programs report they are willing to discuss accepting DHS Child Care Assistance funded children. Of these, 5 are centers or preschools, 7 are registered child care homes, and 1 is a child care home.

Percent of Requests for Child Care by Age



Services to Child Care Programs

| | Technical Assistance Contacts | On-Site and Virtual Consultation Visits |
|--------------|-------------------------------|---|
| Center Based | 227 | 52 |
| Home Based | 427 | 89 |

Connect with us:



Winnebago County

Funding for CCR&R services provided in part by the Iowa Department of Human Services through the Child Care Development Fund. Data provided by Child Care Resource & Referral using NACCRRAware as of July 1, 2020 unless otherwise noted.