

State of Iowa - July 2020

Total State Population	3,166,015
Children ages 0 through 5	238,569
Children ages 6 through 9	160,341
Children ages 10 through 12	125,252

Data source: Woods & Poole Population Estimates as of Dec 31, 2019.

Families with all parents working & children under age 6	75%
Median Family Income	\$74,794
Average Weekly Income	\$1,438

Data source: State Library of Iowa, www.iowadatecenter.org



www.iowaccrr.org

Child Care Rates Average Per Week	Infant (0-12 Months)	Toddler (13-23 Months)	Two Year Olds	Three Year Olds	Four & Five Year Olds	Before & After School	Full Time School-Age
Registered Child Development Homes	\$142.72	\$141.55	\$139.19	\$137.78	\$136.45	\$64.71	\$124.53
DHS Licensed Centers/Preschools	\$209.70	\$208.83	\$189.27	\$179.76	\$173.78	\$81.52	\$154.39

Providers may charge by the month, week, day or hour.

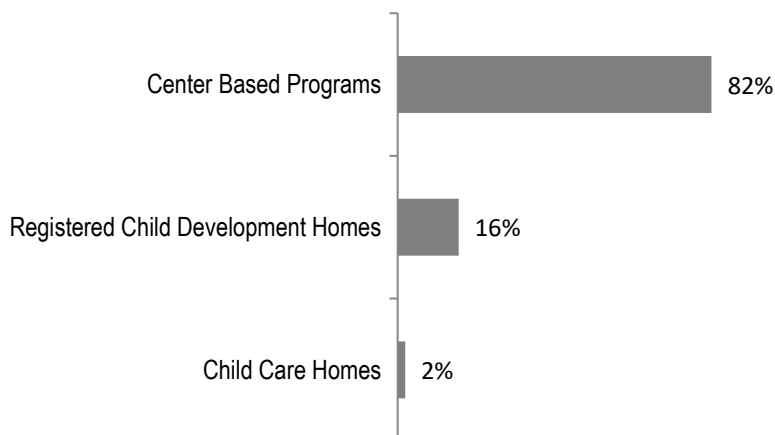
Data Source: Iowa NACCRRAware database for this reporting year.

For a family earning the median income with an infant in child care they would pay:

- 10% of their income before taxes, if their child was in a registered home
 - 15% of their income before taxes, if their child was in a licensed center
- 7% is considered affordable according to a study from Child Care Aware of America "US and the High Price of Child Care 2019"

CCR&R referred 3,550 families with 5,293 children to child care providers.

Percent of Program Spaces



5,101 Total PROGRAMS listed with CCR&R

- 2,518 Registered Child Development Homes
- 675 Child Care Homes
- 398 Dept. of Education Operated Preschools
- 1,510 DHS Licensed Centers/Preschools

173,253 Total SPACES listed with CCR&R

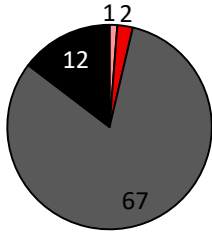
- 27,661 Registered Child Development Homes
- 3,375 Child Care Homes
- 13,729 Dept. of Education Operated Preschools
- 128,488 DHS Licensed Centers/Preschools

School District Dept of Education (DOE) programs are not licensed by DHS but meet Standards for Child Care adopted by the State Board of Education.

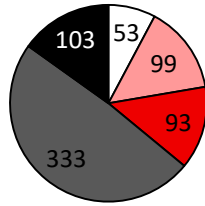
CCR&R may not have all DOE programs and Child Care Homes listed since they are not regulated by DHS.

Quality Rating System (QRS) Participation

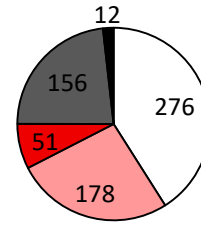
Dept. of Education Preschools



Centers/Preschools



Registered Child Development Homes



- Level 1
- Level 2
- Level 3
- Level 4
- Level 5

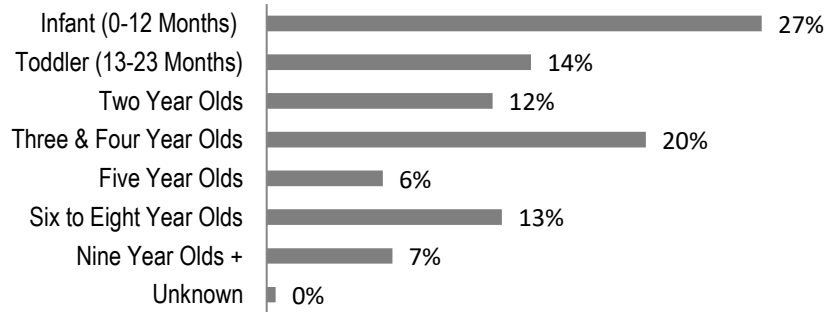
The number of QRS Providers changes monthly. Go to <https://dhs.iowa.gov/quality-rating-system> for up-to-date information.

ChildNet is a series of 25 hours of voluntary training for Registered Child Development Home providers. Providers commit to meeting additional requirements to become certified.	Eligible Programs	% ChildNet Certified
	2,518	16%

Out of 5,101 child care programs, 3,510 programs report they are willing to discuss accepting DHS Child Care Assistance funded children.

Of these, 1,274 are centers or preschools, 1,982 are registered child care homes, and 254 are child care homes.

Percent of Requests for Child Care by Age



Services to Child Care Programs

	Technical Assistance Contacts	On-Site and Virtual Consultation Visits
Center Based	11,987	2,951
Home Based	25,475	4,165

Connect with us:



State of Iowa

Funding for CCR&R services provided in part by the Iowa Department of Human Services through the Child Care Development Fund. Data provided by Child Care Resource & Referral using NACCRRAware as of July 1, 2020 unless otherwise noted.