

O'Brien County - July 2020

Total County Population	13,795
Children ages 0 through 5	1,060
Children ages 6 through 9	690
Children ages 10 through 12	563

Data source: Woods & Poole Population Estimates as of Dec 31, 2019.

Families with all parents working & children under age 6	71%
Median Family Income	\$68,649
Average Weekly Income	\$1,320

Data source: State Library of Iowa, www.iowadatecenter.org



www.iowaccrr.org

Child Care Rates Average Per Week	Infant (0-12 Months)	Toddler (13-23 Months)	Two Year Olds	Three Year Olds	Four & Five Year Olds	Before & After School	Full Time School-Age
Registered Child Development Homes	\$118.80	\$121.50	\$117.90	\$117.90	\$117.90	\$52.40	\$115.20
DHS Licensed Centers/Preschools	\$144.90	\$144.90	\$141.30	\$145.80	\$145.80	\$64.80	\$145.80

Providers may charge by the month, week, day or hour.

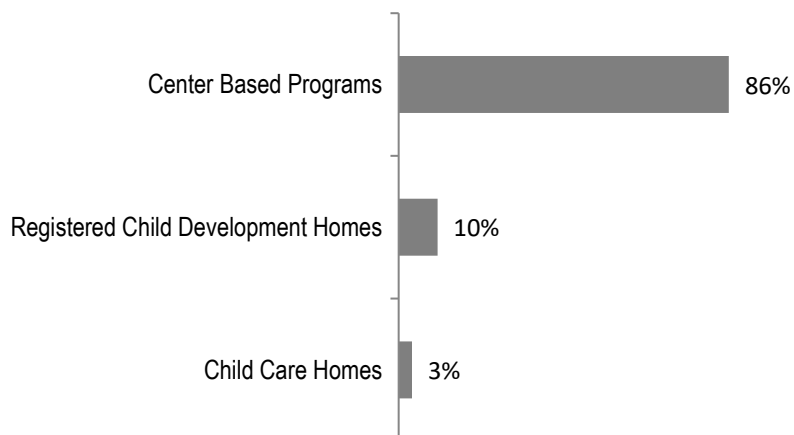
Data Source: Iowa NACCRRAware database for this reporting year.

For a family earning the median income with an infant in child care they would pay:

- 9% of their income before taxes, if their child was in a registered home
 - 11% of their income before taxes, if their child was in a licensed center
- 7% is considered affordable according to a study from Child Care Aware of America "US and the High Price of Child Care 2019"

CCR&R referred 12 families with 17 children to child care providers.

Percent of Program Spaces



31 Total PROGRAMS listed with CCR&R

- 8 Registered Child Development Homes
- 6 Child Care Homes
- 3 Dept. of Education Operated Preschools
- 14 DHS Licensed Centers/Preschools

865 Total SPACES listed with CCR&R


- 88 Registered Child Development Homes
- 30 Child Care Homes
- 65 Dept. of Education Operated Preschools
- 682 DHS Licensed Centers/Preschools

School District Dept of Education (DOE) programs are not licensed by DHS but meet Standards for Child Care adopted by the State Board of Education.

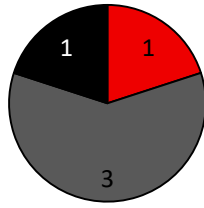
CCR&R may not have all DOE programs and Child Care Homes listed since they are not regulated by DHS.

Quality Rating System (QRS) Participation

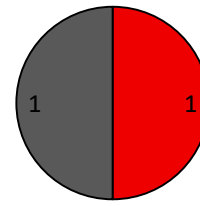
Dept. of Education Preschools



Centers/Preschools



Registered Child Development Homes



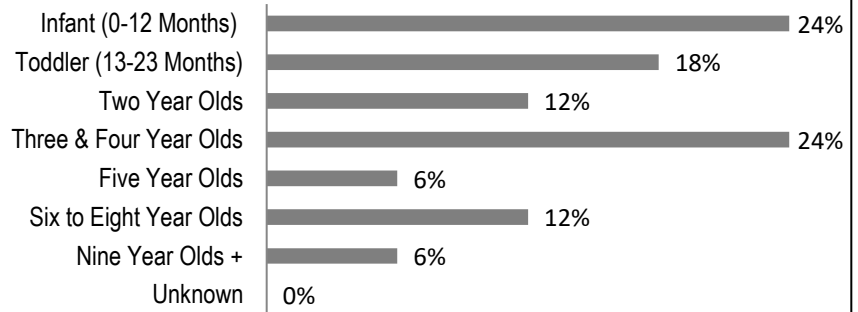
- Level 1
- Level 2
- Level 3
- Level 4
- Level 5

The number of QRS Providers changes monthly. Go to <https://dhs.iowa.gov/quality-rating-system> for up-to-date information.

ChildNet is a series of 25 hours of voluntary training for Registered Child Development Home providers. Providers commit to meeting additional requirements to become certified.	Eligible Programs	% ChildNet Certified
	8	13%

Out of 31 child care programs, 22 programs report they are willing to discuss accepting DHS Child Care Assistance funded children. Of these, 15 are centers or preschools, 7 are registered child care homes, and 0 are child care homes.

Percent of Requests for Child Care by Age



Services to Child Care Programs

	Technical Assistance Contacts	On-Site and Virtual Consultation Visits
Center Based	52	52
Home Based	49	8

Connect with us:



O'Brien County

Funding for CCR&R services provided in part by the Iowa Department of Human Services through the Child Care Development Fund. Data provided by Child Care Resource & Referral using NACCRRAware as of July 1, 2020 unless otherwise noted.