

Iowa County - July 2020

| | |
|-----------------------------|--------|
| Total County Population | 16,151 |
| Children ages 0 through 5 | 1,138 |
| Children ages 6 through 9 | 860 |
| Children ages 10 through 12 | 645 |

Data source: Woods & Poole Population Estimates as of Dec 31, 2019.

| | |
|--|----------|
| Families with all parents working & children under age 6 | 73% |
| Median Family Income | \$73,418 |
| Average Weekly Income | \$1,412 |

Data source: State Library of Iowa, www.iowadatecenter.org



www.iowaccrr.org

| Child Care Rates Average Per Week | Infant (0-12 Months) | Toddler (13-23 Months) | Two Year Olds | Three Year Olds | Four & Five Year Olds | Before & After School | Full Time School-Age |
|--------------------------------------|-------------------------|---------------------------|------------------|--------------------|--------------------------|--------------------------|-------------------------|
| Registered Child Development Homes | \$145.00 | \$146.00 | \$146.00 | \$146.00 | \$146.00 | \$62.50 | \$138.75 |
| DHS Licensed Centers/Preschools | \$155.00 | \$155.00 | \$150.00 | \$150.00 | \$150.00 | \$80.00 | \$150.00 |

Providers may charge by the month, week, day or hour.

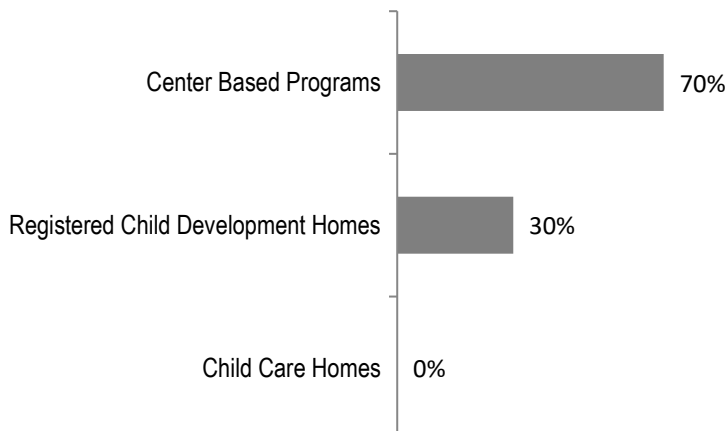
Data Source: Iowa NACCRRAware database for this reporting year.

For a family earning the median income with an infant in child care they would pay:

- 10% of their income before taxes, if their child was in a registered home
 - 11% of their income before taxes, if their child was in a licensed center
- 7% is considered affordable according to a study from Child Care Aware of America "US and the High Price of Child Care 2019"

CCR&R referred 9 families with 13 children to child care providers.

Percent of Program Spaces



25 Total PROGRAMS listed with CCR&R

- 17 Registered Child Development Homes
- 0 Child Care Homes
- 3 Dept. of Education Operated Preschools
- 5 DHS Licensed Centers/Preschools

620 Total SPACES listed with CCR&R

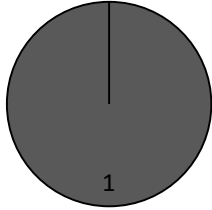
- 188 Registered Child Development Homes
- 0 Child Care Homes
- 100 Dept. of Education Operated Preschools
- 332 DHS Licensed Centers/Preschools

School District Dept of Education (DOE) programs are not licensed by DHS but meet Standards for Child Care adopted by the State Board of Education.


CCR&R may not have all DOE programs and Child Care Homes listed since they are not regulated by DHS.

Quality Rating System (QRS) Participation

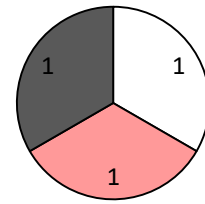
Dept. of Education Preschools



Centers/Preschools



Registered Child Development Homes



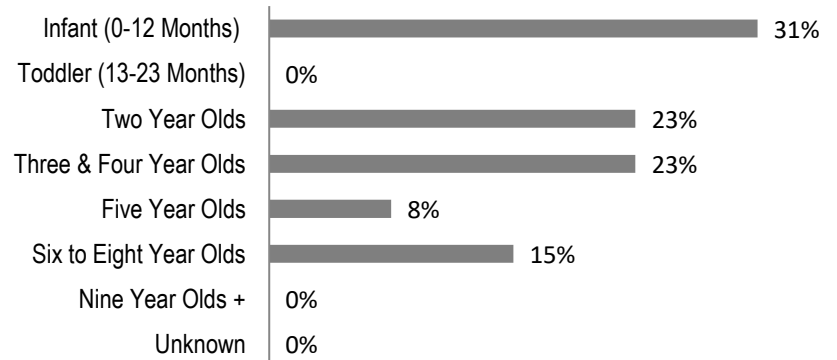
- Level 1
- Level 2
- Level 3
- Level 4
- Level 5

The number of QRS Providers changes monthly. Go to <https://dhs.iowa.gov/quality-rating-system> for up-to-date information.

| | | |
|--|-------------------|----------------------|
| ChildNet is a series of 25 hours of voluntary training for Registered Child Development Home providers. Providers commit to meeting additional requirements to become certified. | Eligible Programs | % ChildNet Certified |
| | 17 | 18% |

Out of 25 child care programs, 13 programs report they are willing to discuss accepting DHS Child Care Assistance funded children. Of these, 5 are centers or preschools, 8 are registered child care homes, and 0 are child care homes.

Percent of Requests for Child Care by Age



Services to Child Care Programs

| | Technical Assistance Contacts | On-Site and Virtual Consultation Visits |
|--------------|-------------------------------|---|
| Center Based | 15 | 3 |
| Home Based | 59 | 6 |

Connect with us:



Iowa County

Funding for CCR&R services provided in part by the Iowa Department of Human Services through the Child Care Development Fund. Data provided by Child Care Resource & Referral using NACCRRAware as of July 1, 2020 unless otherwise noted.