

# Hancock County - July 2020

Total County Population	10,680
Children ages 0 through 5	726
Children ages 6 through 9	456
Children ages 10 through 12	398

Data source: Woods & Poole Population Estimates as of Dec 31, 2019.

Families with all parents working & children under age 6	83%
Median Family Income	\$70,850
Average Weekly Income	\$1,363

Data source: State Library of Iowa, www.iowadatecenter.org



www.iowaccrr.org

Child Care Rates Average Per Week	Infant (0-12 Months)	Toddler (13-23 Months)	Two Year Olds	Three Year Olds	Four & Five Year Olds	Before & After School	Full Time School-Age
Registered Child Development Homes	\$127.35	\$127.35	\$127.35	\$127.35	\$127.35	\$56.60	\$127.35
DHS Licensed Centers/Preschools	NA	NA	NA	NA	NA	NA	NA

Providers may charge by the month, week, day or hour.

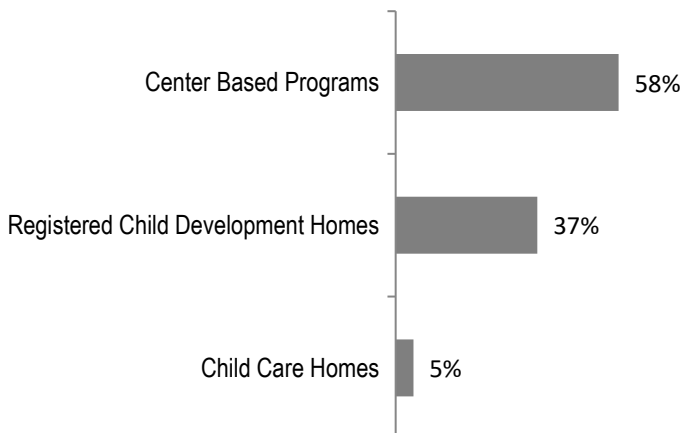
Data Source: Iowa NACCRRAware database for this reporting year.

## For a family earning the median income with an infant in child care they would pay:

- 9% of their income before taxes, if their child was in a registered home
  - NA% of their income before taxes, if their child was in a licensed center
- 7% is considered affordable according to a study from Child Care Aware of America "US and the High Price of Child Care 2019"

**CCR&R referred 5 families with 6 children to child care providers.**

## Percent of Program Spaces



### 19 Total PROGRAMS listed with CCR&R

- 10 Registered Child Development Homes
- 3 Child Care Homes
- 2 Dept. of Education Operated Preschools
- 4 DHS Licensed Centers/Preschools

### 324 Total SPACES listed with CCR&R

- 120 Registered Child Development Homes
- 15 Child Care Homes
- 56 Dept. of Education Operated Preschools
- 133 DHS Licensed Centers/Preschools

School District Dept of Education (DOE) programs are not licensed by DHS but meet Standards for Child Care adopted by the State Board of Education.

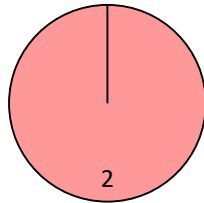
CCR&R may not have all DOE programs and Child Care Homes listed since they are not regulated by DHS.

# Quality Rating System (QRS) Participation

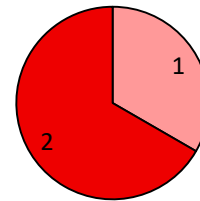
## Dept. of Education Preschools

No QRS Rated  
Department of  
Education Preschools  
in the County

## Centers/Preschools



## Registered Child Development Homes



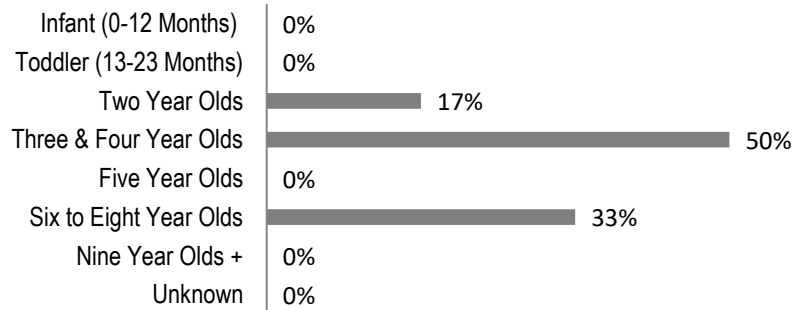
- Level 1
- Level 2
- Level 3
- Level 4
- Level 5

The number of QRS Providers changes monthly. Go to <https://dhs.iowa.gov/quality-rating-system> for up-to-date information.

ChildNet is a series of 25 hours of voluntary training for Registered Child Development Home providers. Providers commit to meeting additional requirements to become certified.	Eligible Programs	% ChildNet Certified
	10	30%

**Out of 19 child care programs, 15 programs report they are willing to discuss accepting DHS Child Care Assistance funded children. Of these, 3 are centers or preschools, 9 are registered child care homes, and 3 are child care homes.**

## Percent of Requests for Child Care by Age



## Services to Child Care Programs

	Technical Assistance Contacts	On-Site and Virtual Consultation Visits
Center Based	72	25
Home Based	153	46

Connect with us:



## Hancock County

Funding for CCR&R services provided in part by the Iowa Department of Human Services through the Child Care Development Fund. Data provided by Child Care Resource & Referral using NACCRRAware as of July 1, 2020 unless otherwise noted.