

Franklin County - July 2020

Total County Population	10,103
Children ages 0 through 5	749
Children ages 6 through 9	458
Children ages 10 through 12	440

Data source: Woods & Poole Population Estimates as of Dec 31, 2019.

Families with all parents working & children under age 6	71%
Median Family Income	\$62,431
Average Weekly Income	\$1,201

Data source: State Library of Iowa, www.iowadatecenter.org



www.iowaccrr.org

Child Care Rates Average Per Week	Infant (0-12 Months)	Toddler (13-23 Months)	Two Year Olds	Three Year Olds	Four & Five Year Olds	Before & After School	Full Time School-Age
Registered Child Development Homes	\$126.45	\$125.10	\$122.40	\$122.40	\$116.55	\$53.00	\$114.30
DHS Licensed Centers/Preschools	\$153.00	\$153.00	\$141.75	\$141.75	\$141.75	\$63.00	\$141.75

Providers may charge by the month, week, day or hour.

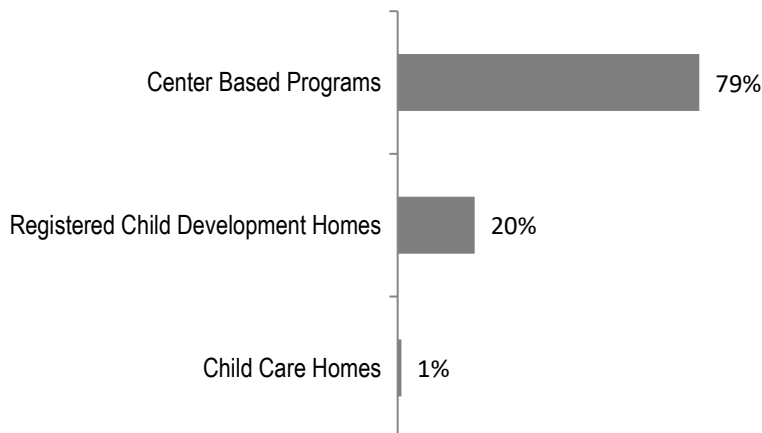
Data Source: Iowa NACCRRAware database for this reporting year.

For a family earning the median income with an infant in child care they would pay:

- 11% of their income before taxes, if their child was in a registered home
 - 13% of their income before taxes, if their child was in a licensed center
- 7% is considered affordable according to a study from Child Care Aware of America "US and the High Price of Child Care 2019"

CCR&R referred 2 families with 2 children to child care providers.

Percent of Program Spaces



19 Total PROGRAMS listed with CCR&R

- 10 Registered Child Development Homes
- 1 Child Care Homes
- 3 Dept. of Education Operated Preschools
- 5 DHS Licensed Centers/Preschools

536 Total SPACES listed with CCR&R

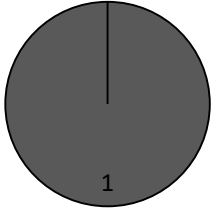
- 108 Registered Child Development Homes
- 5 Child Care Homes
- 135 Dept. of Education Operated Preschools
- 288 DHS Licensed Centers/Preschools

School District Dept of Education (DOE) programs are not licensed by DHS but meet Standards for Child Care adopted by the State Board of Education.

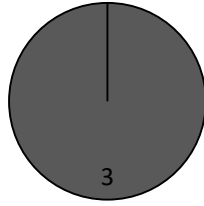
CCR&R may not have all DOE programs and Child Care Homes listed since they are not regulated by DHS.

Quality Rating System (QRS) Participation

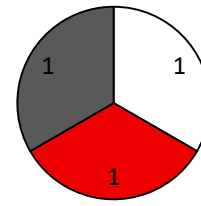
Dept. of Education Preschools



Centers/Preschools



Registered Child Development Homes



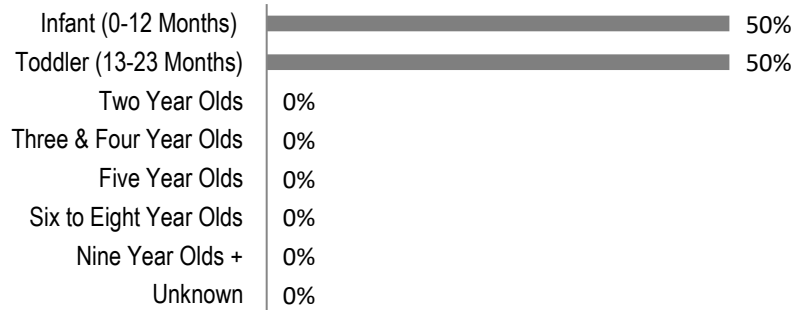
- Level 1
- Level 2
- Level 3
- Level 4
- Level 5

The number of QRS Providers changes monthly. Go to <https://dhs.iowa.gov/quality-rating-system> for up-to-date information.

ChildNet is a series of 25 hours of voluntary training for Registered Child Development Home providers. Providers commit to meeting additional requirements to become certified.	Eligible Programs	% ChildNet Certified
	10	30%

Out of 19 child care programs, 16 programs report they are willing to discuss accepting DHS Child Care Assistance funded children. Of these, 7 are centers or preschools, 8 are registered child care homes, and 1 is a child care home.

Percent of Requests for Child Care by Age



Services to Child Care Programs

	Technical Assistance Contacts	On-Site and Virtual Consultation Visits
Center Based	67	8
Home Based	72	10

Connect with us:



Franklin County

Funding for CCR&R services provided in part by the Iowa Department of Human Services through the Child Care Development Fund. Data provided by Child Care Resource & Referral using NACCRRAware as of July 1, 2020 unless otherwise noted.