

Clayton County - July 2020



www.iowaccrr.org

Total County Population	17,523
Children ages 0 through 5	1,156
Children ages 6 through 9	784
Children ages 10 through 12	663

Data source: Woods & Poole Population Estimates as of Dec 31, 2019.

Families with all parents working & children under age 6	66%
Median Family Income	\$67,356
Average Weekly Income	\$1,295

Data source: State Library of Iowa, www.iowadatacenter.org

Child Care Rates Average Per Week	Infant (0-12 Months)	Toddler (13-23 Months)	Two Year Olds	Three Year Olds	Four & Five Year Olds	Before & After School	Full Time School-Age
Registered Child Development Homes	\$125.00	\$125.00	\$125.00	\$125.00	\$125.00	NA	\$125.00
DHS Licensed Centers/Preschools	\$152.10	\$149.40	\$144.90	\$144.90	\$144.00	\$59.60	\$133.65

Providers may charge by the month, week, day or hour.

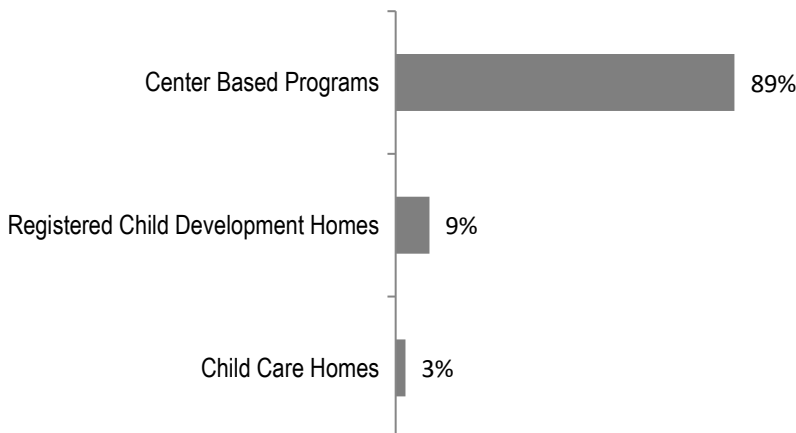
Data Source: Iowa NACCRRAware database for this reporting year.

For a family earning the median income with an infant in child care they would pay:

- 10% of their income before taxes, if their child was in a registered home
 - 12% of their income before taxes, if their child was in a licensed center
- 7% is considered affordable according to a study from Child Care Aware of America "US and the High Price of Child Care 2019"

CCR&R referred 5 families with 7 children to child care providers.

Percent of Program Spaces



21 Total PROGRAMS listed with CCR&R

- 4 Registered Child Development Homes
- 3 Child Care Homes
- 5 Dept. of Education Operated Preschools
- 9 DHS Licensed Centers/Preschools

589 Total SPACES listed with CCR&R


- 52 Registered Child Development Homes
- 15 Child Care Homes
- 100 Dept. of Education Operated Preschools
- 422 DHS Licensed Centers/Preschools

School District Dept of Education (DOE) programs are not licensed by DHS but meet Standards for Child Care adopted by the State Board of Education.

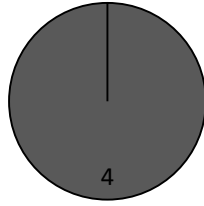
CCR&R may not have all DOE programs and Child Care Homes listed since they are not regulated by DHS.

Quality Rating System (QRS) Participation

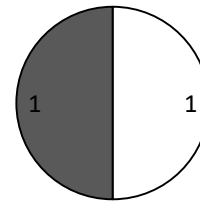
Dept. of Education Preschools



Centers/Preschools



Registered Child Development Homes



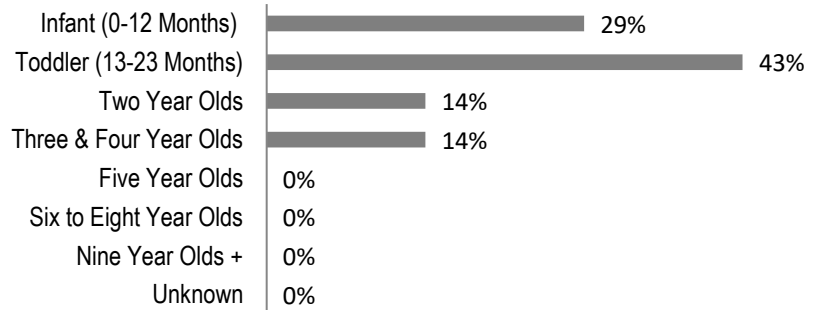
- Level 1
- ▣ Level 2
- Level 3
- Level 4
- Level 5

The number of QRS Providers changes monthly. Go to <https://dhs.iowa.gov/quality-rating-system> for up-to-date information.

ChildNet is a series of 25 hours of voluntary training for Registered Child Development Home providers. Providers commit to meeting additional requirements to become certified.	Eligible Programs	% ChildNet Certified
	4	25%

Out of 21 child care programs, 17 programs report they are willing to discuss accepting DHS Child Care Assistance funded children. Of these, 10 are centers or preschools, 4 are registered child care homes, and 3 are child care homes.

Percent of Requests for Child Care by Age



Services to Child Care Programs

	Technical Assistance Contacts	On-Site and Virtual Consultation Visits
Center Based	152	10
Home Based	71	4

Connect with us:



Clayton County

Funding for CCR&R services provided in part by the Iowa Department of Human Services through the Child Care Development Fund. Data provided by Child Care Resource & Referral using NACCRRAware as of July 1, 2020 unless otherwise noted.