

Black Hawk County - July 2020



www.iowaccrr.org

Total County Population	132,639
Children ages 0 through 5	9,958
Children ages 6 through 9	6,451
Children ages 10 through 12	4,749

Data source: Woods & Poole Population Estimates as of Dec 31, 2019.

Families with all parents working & children under age 6	77%
Median Family Income	\$69,922
Average Weekly Income	\$1,345

Data source: State Library of Iowa, www.iowadatecenter.org

Child Care Rates Average Per Week	Infant (0-12 Months)	Toddler (13-23 Months)	Two Year Olds	Three Year Olds	Four & Five Year Olds	Before & After School	Full Time School-Age
Registered Child Development Homes	\$141.45	\$137.74	\$136.97	\$135.80	\$136.09	\$69.21	\$131.65
DHS Licensed Centers/Preschools	\$195.30	\$195.30	\$175.50	\$166.95	\$163.35	\$80.40	\$169.20

Providers may charge by the month, week, day or hour.

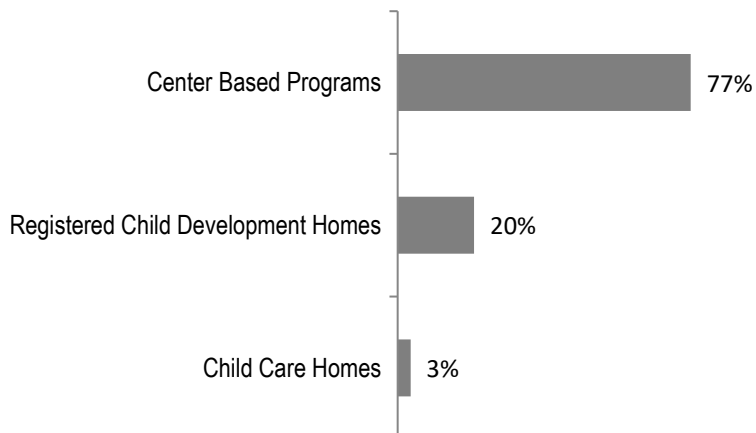
Data Source: Iowa NACCRRAware database for this reporting year.

For a family earning the median income with an infant in child care they would pay:

- 11% of their income before taxes, if their child was in a registered home
 - 15% of their income before taxes, if their child was in a licensed center
- 7% is considered affordable according to a study from Child Care Aware of America "US and the High Price of Child Care 2019"

CCR&R referred 343 families with 477 children to child care providers.

Percent of Program Spaces



289 Total PROGRAMS listed with CCR&R

- 144 Registered Child Development Homes
- 53 Child Care Homes
- 18 Dept. of Education Operated Preschools
- 74 DHS Licensed Centers/Preschools

7,857 Total SPACES listed with CCR&R

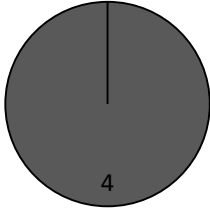
- 1,572 Registered Child Development Homes
- 265 Child Care Homes
- 543 Dept. of Education Operated Preschools
- 5,477 DHS Licensed Centers/Preschools

School District Dept of Education (DOE) programs are not licensed by DHS but meet Standards for Child Care adopted by the State Board of Education.

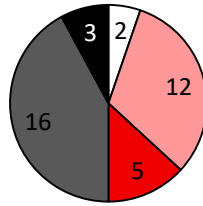
CCR&R may not have all DOE programs and Child Care Homes listed since they are not regulated by DHS.

Quality Rating System (QRS) Participation

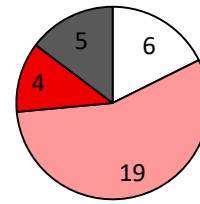
Dept. of Education Preschools



Centers/Preschools



Registered Child Development Homes



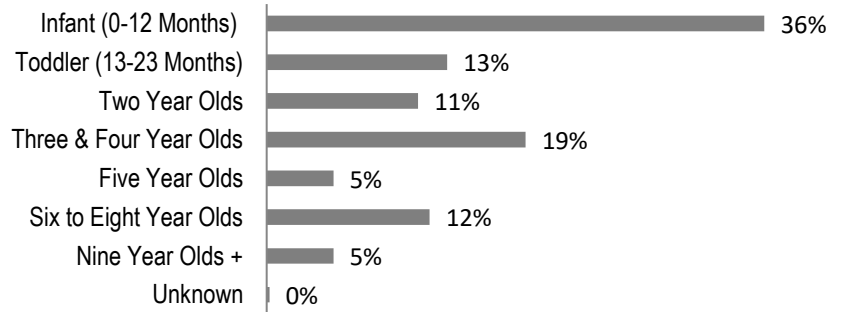
- Level 1
- Level 2
- Level 3
- Level 4
- Level 5

The number of QRS Providers changes monthly. Go to <https://dhs.iowa.gov/quality-rating-system> for up-to-date information.

ChildNet is a series of 25 hours of voluntary training for Registered Child Development Home providers. Providers commit to meeting additional requirements to become certified.	Eligible Programs	% ChildNet Certified
	144	19%

Out of 289 child care programs, 197 programs report they are willing to discuss accepting DHS Child Care Assistance funded children. Of these, 57 are centers or preschools, 118 are registered child care homes, and 22 are child care homes.

Percent of Requests for Child Care by Age



Services to Child Care Programs

	Technical Assistance Contacts	On-Site and Virtual Consultation Visits
Center Based	1181	399
Home Based	3643	357

Connect with us:



Black Hawk County

Funding for CCR&R services provided in part by the Iowa Department of Human Services through the Child Care Development Fund. Data provided by Child Care Resource & Referral using NACCRRAware as of July 1, 2020 unless otherwise noted.