

Benton County - July 2020

Total County Population	25,683
Children ages 0 through 5	1,840
Children ages 6 through 9	1,274
Children ages 10 through 12	1,006

Data source: Woods & Poole Population Estimates as of Dec 31, 2019.

Families with all parents working & children under age 6	79%
Median Family Income	\$79,774
Average Weekly Income	\$1,534

Data source: State Library of Iowa, www.iowadatecenter.org



www.iowaccrr.org

Child Care Rates Average Per Week	Infant (0-12 Months)	Toddler (13-23 Months)	Two Year Olds	Three Year Olds	Four & Five Year Olds	Before & After School	Full Time School-Age
Registered Child Development Homes	\$145.71	\$142.86	\$141.43	\$140.00	\$133.57	\$65.00	\$118.33
DHS Licensed Centers/Preschools	\$172.50	\$170.00	\$157.50	\$147.00	\$142.00	\$59.50	\$130.50

Providers may charge by the month, week, day or hour.

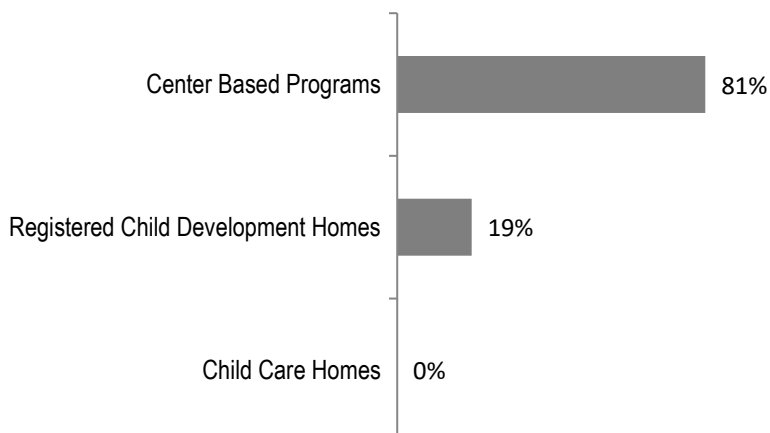
Data Source: Iowa NACCRRAware database for this reporting year.

For a family earning the median income with an infant in child care they would pay:

- 9% of their income before taxes, if their child was in a registered home
 - 11% of their income before taxes, if their child was in a licensed center
- 7% is considered affordable according to a study from Child Care Aware of America "US and the High Price of Child Care 2019"

CCR&R referred 1 families with 1 children to child care providers.

Percent of Program Spaces



29 Total PROGRAMS listed with CCR&R

- 16 Registered Child Development Homes
- 0 Child Care Homes
- 4 Dept. of Education Operated Preschools
- 9 DHS Licensed Centers/Preschools

967 Total SPACES listed with CCR&R

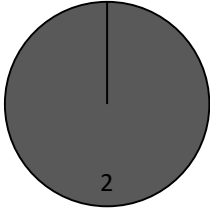
- 188 Registered Child Development Homes
- 0 Child Care Homes
- 212 Dept. of Education Operated Preschools
- 567 DHS Licensed Centers/Preschools

School District Dept of Education (DOE) programs are not licensed by DHS but meet Standards for Child Care adopted by the State Board of Education.

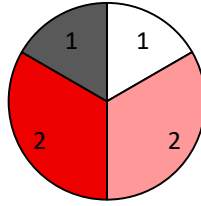
CCR&R may not have all DOE programs and Child Care Homes listed since they are not regulated by DHS.

Quality Rating System (QRS) Participation

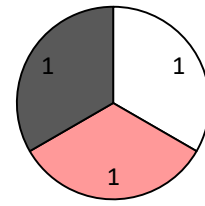
Dept. of Education Preschools



Centers/Preschools



Registered Child Development Homes



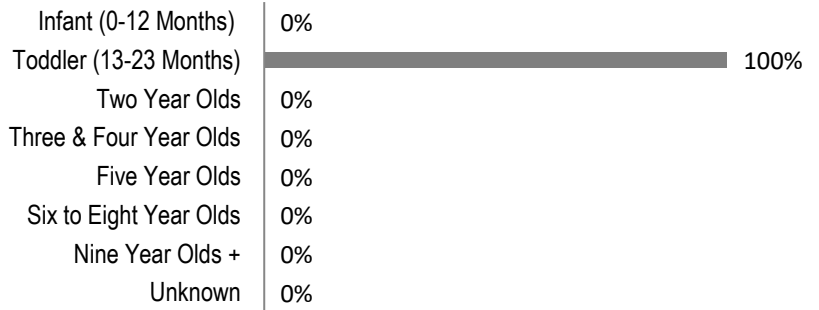
- Level 1
- Level 2
- Level 3
- Level 4
- Level 5

The number of QRS Providers changes monthly. Go to <https://dhs.iowa.gov/quality-rating-system> for up-to-date information.

ChildNet is a series of 25 hours of voluntary training for Registered Child Development Home providers. Providers commit to meeting additional requirements to become certified.	Eligible Programs	% ChildNet Certified
	16	6%

Out of 29 child care programs, 17 programs report they are willing to discuss accepting DHS Child Care Assistance funded children. Of these, 9 are centers or preschools, 8 are registered child care homes, and 0 are child care homes.

Percent of Requests for Child Care by Age



Services to Child Care Programs

	Technical Assistance Contacts	On-Site and Virtual Consultation Visits
Center Based	47	8
Home Based	54	6

Connect with us:



Benton County

Funding for CCR&R services provided in part by the Iowa Department of Human Services through the Child Care Development Fund. Data provided by Child Care Resource & Referral using NACCRRAware as of July 1, 2020 unless otherwise noted.