

Region 4 Central Iowa - July 2020

Total Region Population	1,047,942
Children ages 0 through 5	82,545
Children ages 6 through 9	54,998
Children ages 10 through 12	42,568

Data source: Woods & Poole Population Estimates as of Dec 31, 2019.

Families with all parents working & children under age 6	73%
Median Family Income	\$70,928
Average Weekly Income	\$1,364

Data source: State Library of Iowa, www.iowadatecenter.org



www.iowaccrr.org

Child Care Rates Average Per Week	Infant (0-12 Months)	Toddler (13-23 Months)	Two Year Olds	Three Year Olds	Four & Five Year Olds	Before & After School	Full Time School-Age
Registered Child Development Homes	\$143.09	\$141.85	\$139.96	\$138.03	\$136.86	\$65.03	\$121.95
DHS Licensed Centers/Preschools	\$228.18	\$227.24	\$206.66	\$194.03	\$185.85	\$84.60	\$157.56

Providers may charge by the month, week, day or hour.

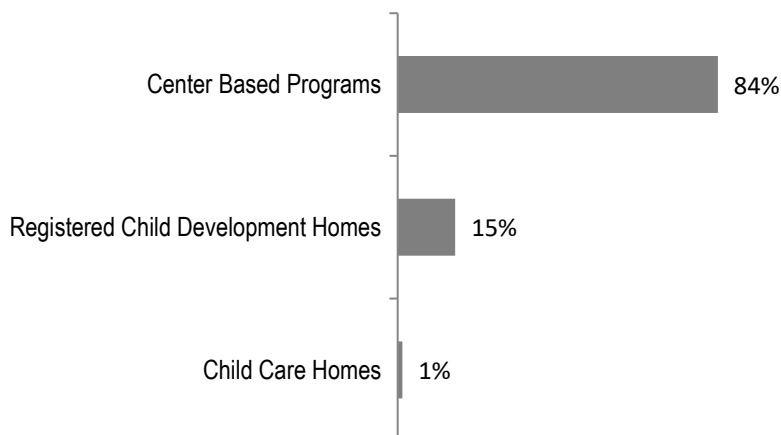
Data Source: Iowa NACCRRAware database for this reporting year.

For a family earning the median income with an infant in child care they would pay:

- 10% of their income before taxes, if their child was in a registered home
 - 17% of their income before taxes, if their child was in a licensed center
- 7% is considered affordable according to a study from Child Care Aware of America "US and the High Price of Child Care 2019"

CCR&R referred 1,174 families with 1,706 children to child care providers.

Percent of Program Spaces



1,622 Total PROGRAMS listed with CCR&R

- 892 Registered Child Development Homes
- 155 Child Care Homes
- 108 Dept. of Education Operated Preschools
- 467 DHS Licensed Centers/Preschools

63,512 Total SPACES listed with CCR&R

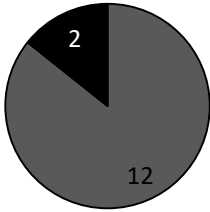
- 9,569 Registered Child Development Homes
- 775 Child Care Homes
- 4,400 Dept. of Education Operated Preschools
- 48,768 DHS Licensed Centers/Preschools

School District Dept of Education (DOE) programs are not licensed by DHS but meet Standards for Child Care adopted by the State Board of Education.

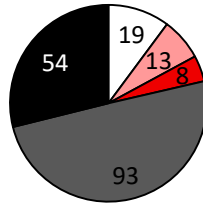
CCR&R may not have all DOE programs and Child Care Homes listed since they are not regulated by DHS.

Quality Rating System (QRS) Participation

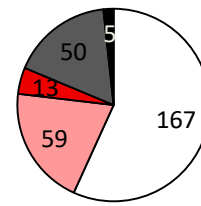
Dept. of Education Preschools



Centers/Preschools



Registered Child Development Homes

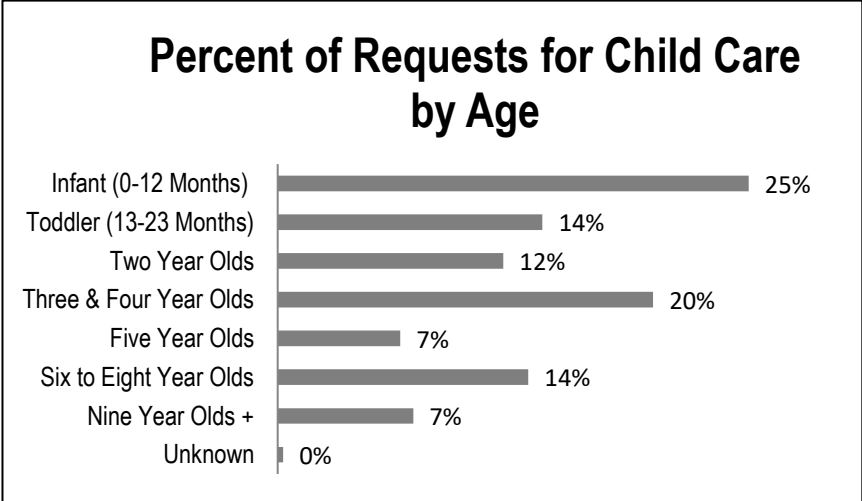


- Level 1
- Level 2
- Level 3
- Level 4
- Level 5

The number of QRS Providers changes monthly. Go to <https://dhs.iowa.gov/quality-rating-system> for up-to-date information.

ChildNet is a series of 25 hours of voluntary training for Registered Child Development Home providers. Providers commit to meeting additional requirements to become certified.	Eligible Programs	% ChildNet Certified
	892	14%

Out of 1,622 child care programs, 1,161 programs report they are willing to discuss accepting DHS Child Care Assistance funded children. Of these, 391 are centers or preschools, 723 are registered child care homes, and 47 are child care homes.



Services to Child Care Programs

	Technical Assistance Contacts	On-Site and Virtual Consultation Visits
Center Based	2,892	650
Home Based	8,456	1,578

Connect with us:



Region 4 Central Iowa

Funding for CCR&R services provided in part by the Iowa Department of Human Services through the Child Care Development Fund. Data provided by Child Care Resource & Referral using NACCRRAware as of July 1, 2020 unless otherwise noted.