

Region 2 Northeast Iowa - July 2020

Total Region Population	509,013
Children ages 0 through 5	36,556
Children ages 6 through 9	24,475
Children ages 10 through 12	19,574

Data source: Woods & Poole Population Estimates as of Dec 31, 2019.

Families with all parents working & children under age 6	79%
Median Family Income	\$71,069
Average Weekly Income	\$1,367

Data source: State Library of Iowa, www.iowadatecenter.org



www.iowaccrr.org

Child Care Rates Average Per Week	Infant (0-12 Months)	Toddler (13-23 Months)	Two Year Olds	Three Year Olds	Four & Five Year Olds	Before & After School	Full Time School-Age
Registered Child Development Homes	\$136.39	\$134.99	\$133.98	\$133.67	\$133.03	\$60.34	\$131.58
DHS Licensed Centers/Preschools	\$174.62	\$174.63	\$162.75	\$156.21	\$155.43	\$64.60	\$148.47

Providers may charge by the month, week, day or hour.

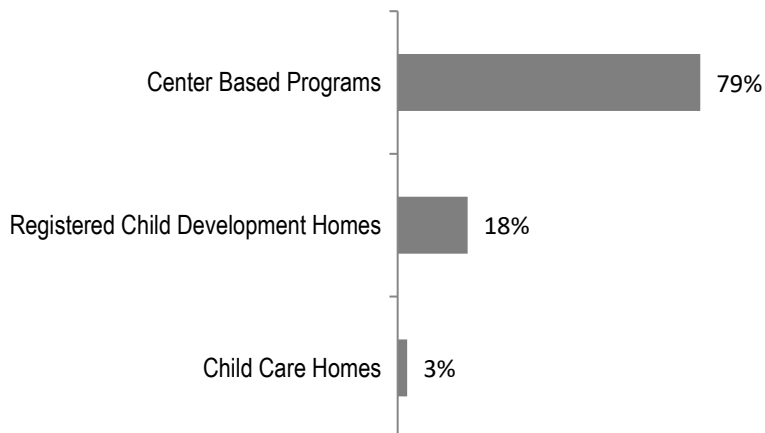
Data Source: Iowa NACCRRAware database for this reporting year.

For a family earning the median income with an infant in child care they would pay:

- 10% of their income before taxes, if their child was in a registered home
 - 13% of their income before taxes, if their child was in a licensed center
- 7% is considered affordable according to a study from Child Care Aware of America "US and the High Price of Child Care 2019"

CCR&R referred 776 families with 1136 children to child care providers.

Percent of Program Spaces



925 Total PROGRAMS listed with CCR&R

- 438 Registered Child Development Homes
- 135 Child Care Homes
- 93 Dept. of Education Operated Preschools
- 259 DHS Licensed Centers/Preschools

26,870 Total SPACES listed with CCR&R

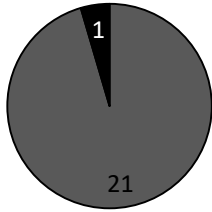
- 4,924 Registered Child Development Homes
- 675 Child Care Homes
- 2,881 Dept. of Education Operated Preschools
- 18,390 DHS Licensed Centers/Preschools

School District Dept of Education (DOE) programs are not licensed by DHS but meet Standards for Child Care adopted by the State Board of Education.

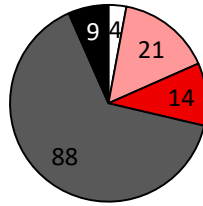
CCR&R may not have all DOE programs and Child Care Homes listed since they are not regulated by DHS.

Quality Rating System (QRS) Participation

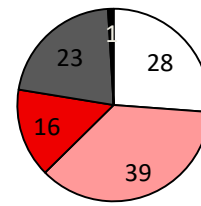
Dept. of Education Preschools



Centers/Preschools



Registered Child Development Homes



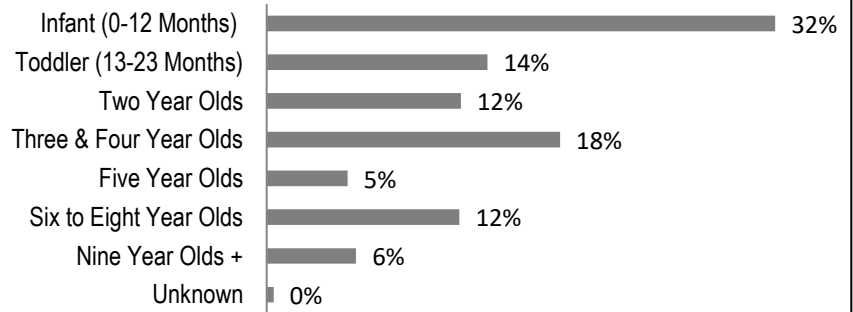
- Level 1
- Level 2
- Level 3
- Level 4
- Level 5

The number of QRS Providers changes monthly. Go to <https://dhs.iowa.gov/quality-rating-system> for up-to-date information.

ChildNet is a series of 25 hours of voluntary training for Registered Child Development Home providers. Providers commit to meeting additional requirements to become certified.	Eligible Programs	% ChildNet Certified
	438	21%

Out of 925 child care programs, 656 programs report they are willing to discuss accepting DHS Child Care Assistance funded children. Of these, 246 are centers or preschools, 347 are registered child care homes, and 63 are child care homes.

Percent of Requests for Child Care by Age



Services to Child Care Programs

	Technical Assistance Contacts	On-Site and Virtual Consultation Visits
Center Based	3817	877
Home Based	8068	952

Connect with us:



Region 2 Northeast Iowa

Funding for CCR&R services provided in part by the Iowa Department of Human Services through the Child Care Development Fund. Data provided by Child Care Resource & Referral using NACCRRAware as of July 1, 2020 unless otherwise noted.