

Region 1 Northwest Iowa - July 2020

| | |
|-----------------------------|---------|
| Total Region Population | 425,583 |
| Children ages 0 through 5 | 33,187 |
| Children ages 6 through 9 | 22,281 |
| Children ages 10 through 12 | 17,806 |

Data source: Woods & Poole Population Estimates as of Dec 31, 2019.

| | |
|--|----------|
| Families with all parents working & children under age 6 | 77% |
| Median Family Income | \$69,247 |
| Average Weekly Income | \$1,332 |

Data source: State Library of Iowa, www.iowadatecenter.org



www.iowaccrr.org

| Child Care Rates Average Per Week | Infant (0-12 Months) | Toddler (13-23 Months) | Two Year Olds | Three Year Olds | Four & Five Year Olds | Before & After School | Full Time School-Age |
|--------------------------------------|-------------------------|---------------------------|------------------|--------------------|--------------------------|--------------------------|-------------------------|
| Registered Child Development Homes | \$133.65 | \$133.65 | \$132.30 | \$132.30 | \$130.95 | \$58.20 | \$128.70 |
| DHS Licensed Centers/Preschools | \$159.30 | \$158.40 | \$151.65 | \$148.50 | \$144.90 | \$64.40 | \$143.55 |

Providers may charge by the month, week, day or hour.

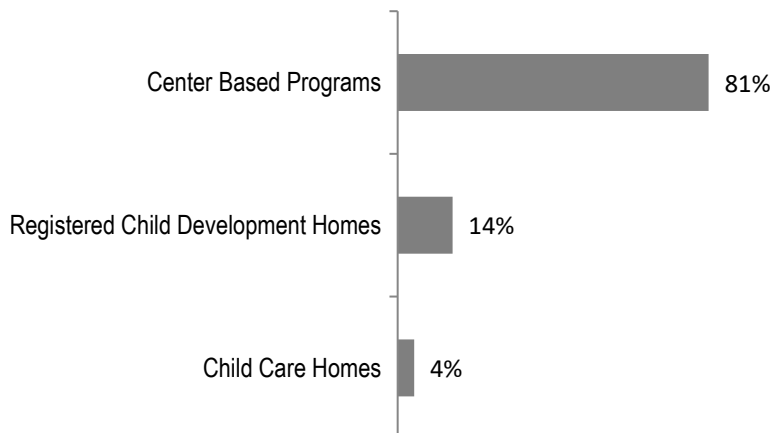
Data Source: Iowa NACCRRAware database for this reporting year.

For a family earning the median income with an infant in child care they would pay:

- 10% of their income before taxes, if their child was in a registered home
 - 12% of their income before taxes, if their child was in a licensed center
- 7% is considered affordable according to a study from Child Care Aware of America "US and the High Price of Child Care 2019"

CCR&R referred 292 families with 450 children to child care providers.

Percent of Program Spaces



774 Total PROGRAMS listed with CCR&R

- 281 Registered Child Development Homes
- 195 Child Care Homes
- 76 Dept. of Education Operated Preschools
- 222 DHS Licensed Centers/Preschools

22,680 Total SPACES listed with CCR&R

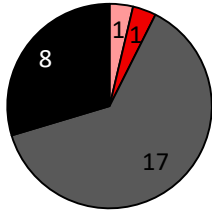
- 3,256 Registered Child Development Homes
- 975 Child Care Homes
- 1,990 Dept. of Education Operated Preschools
- 16,459 DHS Licensed Centers/Preschools

School District Dept of Education (DOE) programs are not licensed by DHS but meet Standards for Child Care adopted by the State Board of Education.

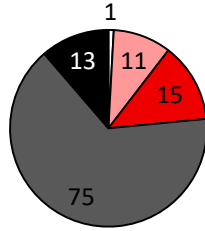
CCR&R may not have all DOE programs and Child Care Homes listed since they are not regulated by DHS.

Quality Rating System (QRS) Participation

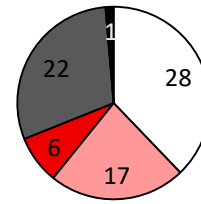
Dept. of Education Preschools



Centers/Preschools



Registered Child Development Homes



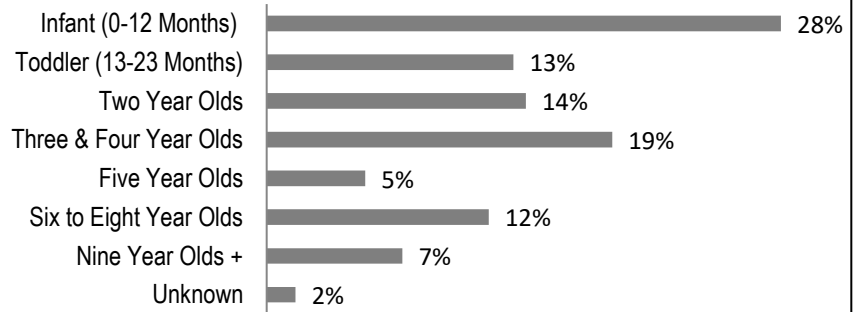
- Level 1
- Level 2
- Level 3
- Level 4
- Level 5

The number of QRS Providers changes monthly. Go to <https://dhs.iowa.gov/quality-rating-system> for up-to-date information.

| | | |
|--|-------------------|----------------------|
| ChildNet is a series of 25 hours of voluntary training for Registered Child Development Home providers. Providers commit to meeting additional requirements to become certified. | Eligible Programs | % ChildNet Certified |
| | 281 | 15% |

Out of 774 child care programs, 416 programs report they are willing to discuss accepting DHS Child Care Assistance funded children. Of these, 195 are centers or preschools, 204 are registered child care homes, and 17 are child care homes.

Percent of Requests for Child Care by Age



Services to Child Care Programs

| | Technical Assistance Contacts | On-Site and Virtual Consultation Visits |
|--------------|-------------------------------|---|
| Center Based | 2,207 | 560 |
| Home Based | 2,934 | 578 |

Connect with us:



Region 1 Northwest Iowa

Funding for CCR&R services provided in part by the Iowa Department of Human Services through the Child Care Development Fund. Data provided by Child Care Resource & Referral using NACCRRAware as of July 1, 2020 unless otherwise noted.