

Region 2 Northeast Iowa - July 2018

Total Region Population	512,237
Children ages 0 through 5	37,457
Children ages 6 through 9	25,215
Children ages 10 through 12	19,443

Data source: Woods & Poole Population Estimates as of Dec 31, 2017.

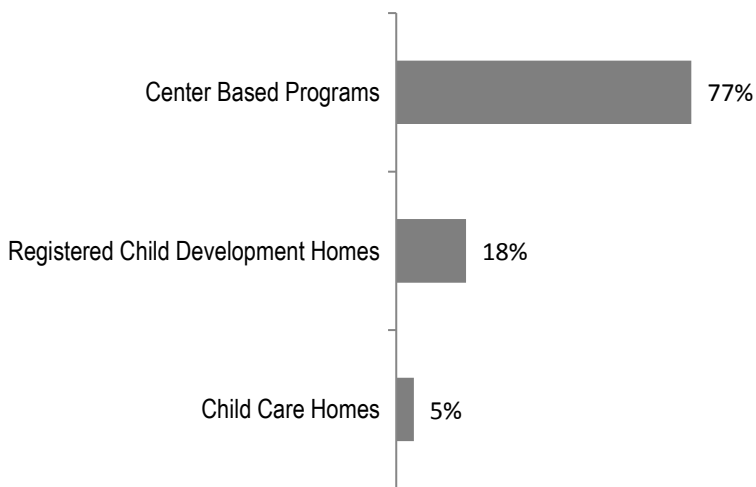
Families with all parents working & children under age 6	78%
Median Family Income	\$65,991
Average Weekly Income	\$1,269

Data source: State Library of Iowa, www.iowadatecenter.org



www.iowaccrr.org

Percent of Program Spaces



1,008 Total PROGRAMS

- 421 Registered Child Development Homes
- 241 Child Care Homes
- 94 Dept. of Education Operated Preschools
- 252 DHS Licensed Centers/Preschools
 - 109 DHS Centers
 - 53 DHS Preschools
 - 90 Both Center & Preschool

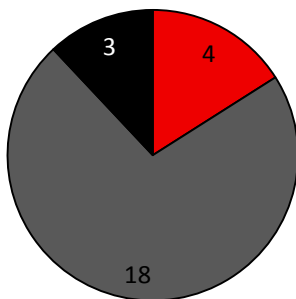
26,283 Total SPACES

- 4,788 Registered Child Development Homes
- 1,205 Child Care Homes
- 2,986 Dept. of Education Operated Preschools
- 17,304 DHS Licensed Centers/Preschools
 - 6,265 DHS Centers
 - 1,658 DHS Preschools
 - 9,381 Both Center & Preschool

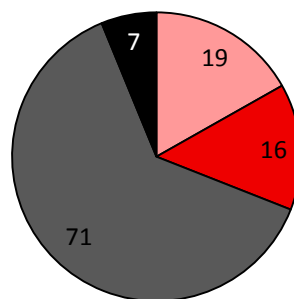
*School District Dept of Education (DOE) programs are not licensed by DHS but meet Standards for Child Care adopted by the State Board of Education.
 *CCR&R may not have all DOE programs and child care homes listed since they are not regulated by DHS.

Quality Rating System (QRS) Participation

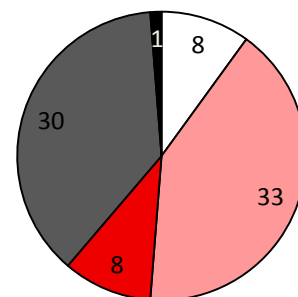
Dept. of Education Preschools



Centers/Preschools



Registered Child Development Homes



- Level 1
- Level 2
- Level 3
- Level 4
- Level 5

*Goal: 23% are Levels 2-5.

*Programs may choose to participate in more than one quality measure. The number of QRS Providers changes monthly.

Go to <http://www.dhs.state.ia.us/iqrs/> for up-to-date information.

ChildNet is a series of 25 hours of voluntary training for Registered Child Development Home providers. Providers commit to meeting additional requirements to become certified. (Goal: 20% ChildNet Certified)	Eligible Programs	% ChildNet Certified
	421	24%

For a family earning the median income of \$65,991 with an infant in child care they would pay:

- 10% of their income before taxes, if their child was in a registered home
- 13% of their income before taxes, if their child was in a licensed center

Data source: State Library of Iowa, www.iowadatabase.org & the Iowa NACCRRAware database for this reporting year.

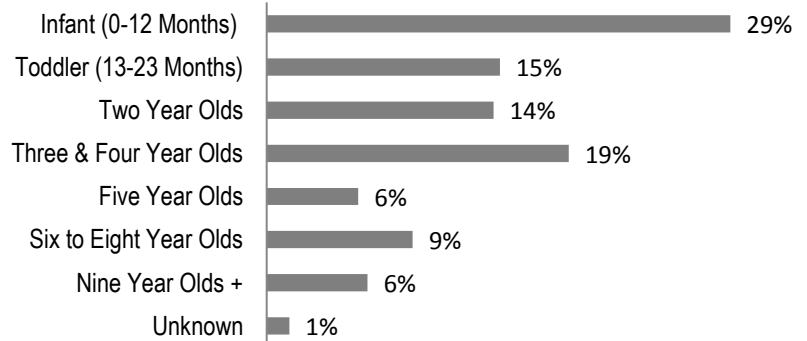
CCR&R referred 1164 families with 1749 children to child care providers.

Child Care Rates Average Per Week	Infant (0-12 Months)	Toddler (13-23 Months)	Two Year Olds	Three Year Olds	Four & Five Year Olds	Before & After School	Full Time School-Age
Registered Child Development Homes	\$129.61	\$127.98	\$126.42	\$125.35	\$123.64	\$60.77	\$122.63
DHS Licensed Centers/Preschools	\$166.27	\$164.47	\$149.82	\$143.00	\$140.56	\$61.34	\$138.42

* Providers may charge by the month, week, day or hour.

Out of 1008 child care programs, 713 programs report they accept DHS Child Care Assistance funded children. Of these, 241 are centers or preschools, 362 are registered child care homes, and 110 are child care homes.

Percent of Requests for Child Care by Age



Services to Child Care Programs

	Technical Assistance Contacts	On-Site Consultation Visits
Center Based	2689	715
Home Based	4568	1147

Connect with us:



Region 2 Northeast Iowa

Funding for CCR&R services provided in part by the Iowa Department of Human Services through the Child Care Development Fund.
Data provided by Child Care Resource & Referral using NACCRRAware as of July 1, 2018 unless otherwise noted.