

Region 5 Southeast Iowa - July 2018



www.iowaccrr.org

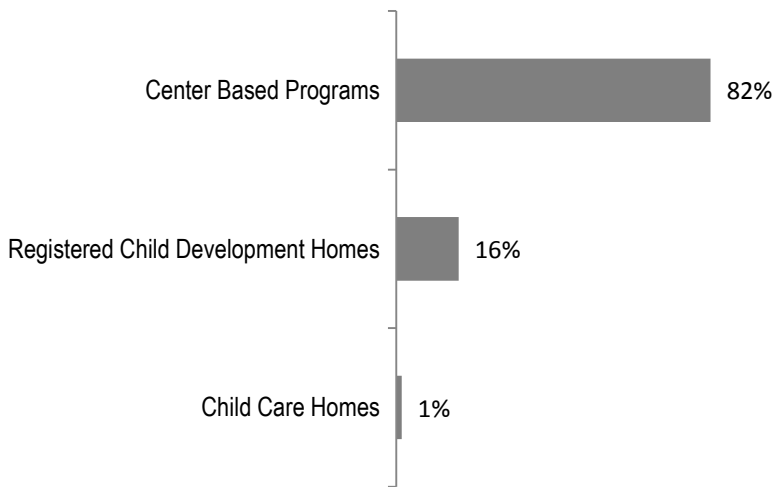
Total Region Population	915,121
Children ages 0 through 5	68,975
Children ages 6 through 9	45,810
Children ages 10 through 12	34,827

Data source: Woods & Poole Population Estimates as of Dec 31, 2017.

Families with all parents working & children under age 6	74%
Median Family Income	\$66,671
Average Weekly Income	\$1,282

Data source: State Library of Iowa, www.iowadatecenter.org

Percent of Program Spaces



1,321 Total PROGRAMS

- 676 Registered Child Development Homes
- 134 Child Care Homes
- 64 Dept. of Education Operated Preschools
- 447 DHS Licensed Centers/Preschools
 - 201 DHS Centers
 - 67 DHS Preschools
 - 179 Both Center & Preschool

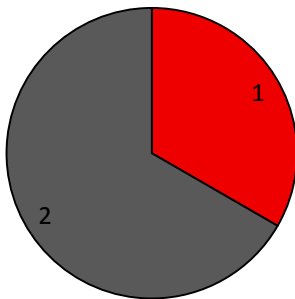
45,752 Total SPACES

- 7,472 Registered Child Development Homes
- 670 Child Care Homes
- 2,055 Dept. of Education Operated Preschools
- 35,555 DHS Licensed Centers/Preschools
 - 14,834 DHS Centers
 - 2,656 DHS Preschools
 - 18,065 Both Center & Preschool

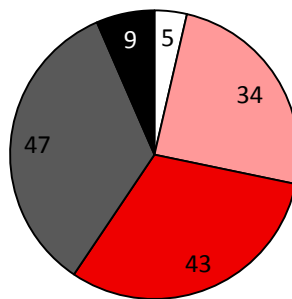
*School District Dept of Education (DOE) programs are not licensed by DHS but meet Standards for Child Care adopted by the State Board of Education.
 *CCR&R may not have all DOE programs and child care homes listed since they are not regulated by DHS.

Quality Rating System (QRS) Participation

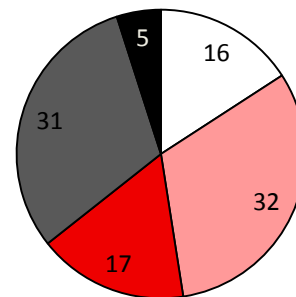
Dept. of Education Preschools



Centers/Preschools



Registered Child Development Homes



- Level 1
- Level 2
- Level 3
- Level 4
- Level 5

*Goal: 23% are Levels 2-5.

*Programs may choose to participate in more than one quality measure. The number of QRS Providers changes monthly.

Go to <http://www.dhs.state.ia.us/iqrs/> for up-to-date information.

ChildNet is a series of 25 hours of voluntary training for Registered Child Development Home providers. Providers commit to meeting additional requirements to become certified.
 (Goal: 20% ChildNet Certified)

Eligible Programs	% ChildNet Certified
676	16%

For a family earning the median income of \$66,671 with an infant in child care they would pay:

- 11% of their income before taxes, if their child was in a registered home
- 16% of their income before taxes, if their child was in a licensed center

Data source: State Library of Iowa, www.iowadatecenter.org & the Iowa NACCRRAware database for this reporting year.

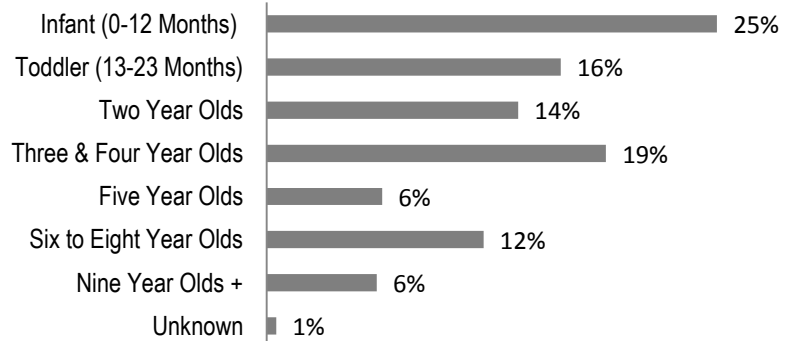
CCR&R referred 1,301 families with 2,060 children to child care providers.

Child Care Rates Average Per Week	Infant (0-12 Months)	Toddler (13-23 Months)	Two Year Olds	Three Year Olds	Four & Five Year Olds	Before & After School	Full Time School-Age
Registered Child Development Homes	\$141.40	\$139.33	\$136.40	\$135.45	\$133.08	\$60.50	\$129.19
DHS Licensed Centers/Preschools	\$199.22	\$197.45	\$179.16	\$170.26	\$166.94	\$79.89	\$151.18

* Providers may charge by the month, week, day or hour.

Out of 1,321 child care programs, 1,012 programs report they accept DHS Child Care Assistance funded children. Of these, 342 are centers or preschools, 557 are registered child care homes, and 113 are child care homes.

Percent of Requests for Child Care by Age



Services to Child Care Programs

	Technical Assistance Contacts	On-Site Consultation Visits
Center Based	1,088	867
Home Based	1,627	1,014

Connect with us:



Region 5 Southeast Iowa

Funding for CCR&R services provided in part by the Iowa Department of Human Services through the Child Care Development Fund. Data provided by Child Care Resource & Referral using NACCRRAware as of July 1, 2018 unless otherwise noted.