

Region 4 Central Iowa - July 2018



www.iowaccrr.org

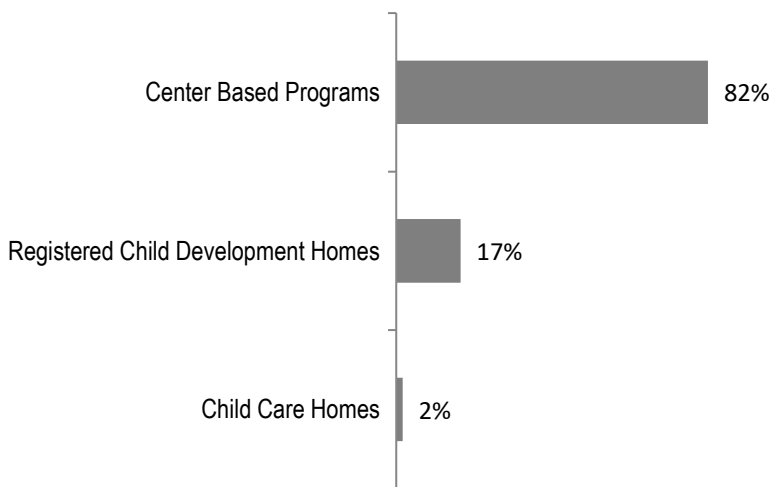
Total Region Population	1,026,634
Children ages 0 through 5	83,324
Children ages 6 through 9	54,938
Children ages 10 through 12	41,500

Data source: Woods & Poole Population Estimates as of Dec 31, 2017.

Families with all parents working & children under age 6	74%
Median Family Income	\$66,038
Average Weekly Income	\$1,270

Data source: State Library of Iowa, www.iowadatecenter.org

Percent of Program Spaces



1,764 Total PROGRAMS

- 976 Registered Child Development Homes
- 201 Child Care Homes
- 117 Dept. of Education Operated Preschools
- 470 DHS Licensed Centers/Preschools
 - 246 DHS Centers
 - 98 DHS Preschools
 - 126 Both Center & Preschool

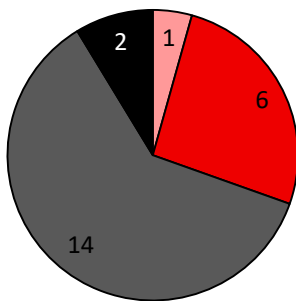
61,221 Total SPACES

- 10,292 Registered Child Development Homes
- 1,025 Child Care Homes
- 4,793 Dept. of Education Operated Preschools
- 45,111 DHS Licensed Centers/Preschools
 - 26,458 DHS Centers
 - 4,309 DHS Preschools
 - 14,344 Both Center & Preschool

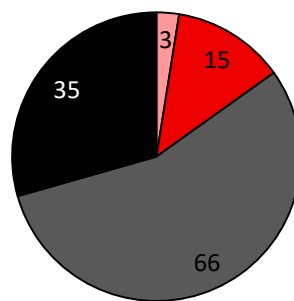
*School District Dept of Education (DOE) programs are not licensed by DHS but meet Standards for Child Care adopted by the State Board of Education.
 *CCR&R may not have all DOE programs and child care homes listed since they are not regulated by DHS.

Quality Rating System (QRS) Participation

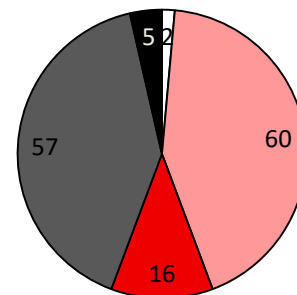
Dept. of Education Preschools



Centers/Preschools



Registered Child Development Homes



- Level 1
- Level 2
- Level 3
- Level 4
- Level 5

*Goal: 23% are Levels 2-5.

*The number of QRS Providers changes monthly.

Go to <http://www.dhs.state.ia.us/iqrs/> for up-to-date information.

ChildNet is a series of 25 hours of voluntary training for Registered Child Development Home providers. Providers commit to meeting additional requirements to become certified. (Goal: 20% ChildNet Certified)	Eligible Programs	% ChildNet Certified
	976	16%

For a family earning the median income of \$66,038 with an infant in child care they would pay:

- 11% of their income before taxes, if their child was in a registered home
- 17% of their income before taxes, if their child was in a licensed center

Data source: State Library of Iowa, www.iowadatecenter.org & the Iowa NACCRRAware database for this reporting year.

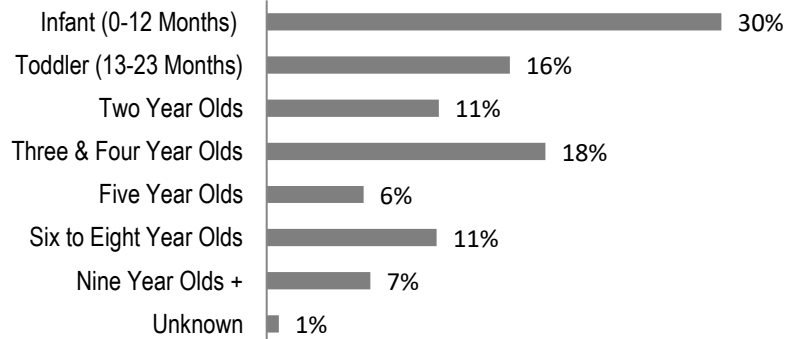
CCR&R referred 1,503 families with 2,243 children to child care providers.

Child Care Rates Average Per Week	Infant (0-12 Months)	Toddler (13-23 Months)	Two Year Olds	Three Year Olds	Four & Five Year Olds	Before & After School	Full Time School-Age
Registered Child Development Homes	\$138.81	\$137.38	\$135.31	\$132.74	\$131.51	\$62.01	\$119.22
DHS Licensed Centers/Preschools	\$221.49	\$219.92	\$200.18	\$187.01	\$179.79	\$82.21	\$152.58

* Providers may charge by the month, week, day or hour.

Out of 1,764 child care programs, 1,353 programs report they accept DHS Child Care Assistance funded children. Of these, 388 are centers or preschools, 875 are registered child care homes, and 90 are child care homes.

Percent of Requests for Child Care by Age



Services to Child Care Programs

	Technical Assistance Contacts	On-Site Consultation Visits
Center Based	1,610	867
Home Based	4,165	2,238

Connect with us:



Region 4- Central Iowa

Funding for CCR&R services provided in part by the Iowa Department of Human Services through the Child Care Development Fund. Data provided by Child Care Resource & Referral using NACCRRAware as of July 1, 2018 unless otherwise noted.