

Region 3 Southwest Iowa - July 2018



www.iowaccrr.org

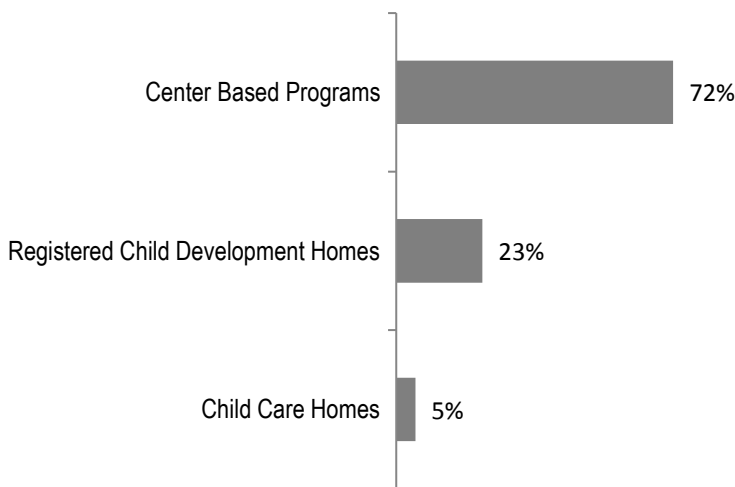
Total Region Population	262,503
Children ages 0 through 5	19,129
Children ages 6 through 9	13,259
Children ages 10 through 12	10,313

Data source: Woods & Poole Population Estimates as of Dec 31, 2017.

Families with all parents working & children under age 6	79%
Median Family Income	\$62,754
Average Weekly Income	\$1,207

Data source: State Library of Iowa, www.iowadatecenter.org

Percent of Program Spaces



544 Total PROGRAMS

- 252 Registered Child Development Homes
- 127 Child Care Homes
- 53 Dept. of Education Operated Preschools
- 112 DHS Licensed Centers/Preschools
 - 51 DHS Centers
 - 30 DHS Preschools
 - 31 Both Center & Preschool

12,731 Total SPACES

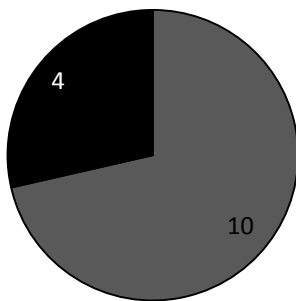
- 2,872 Registered Child Development Homes
- 635 Child Care Homes
- 2,058 Dept. of Education Operated Preschools
- 7,166 DHS Licensed Centers/Preschools
 - 3,668 DHS Centers
 - 837 DHS Preschools
 - 2,661 Both Center & Preschool

*School District Dept of Education programs are not licensed by DHS but meet Standards for Child Care adopted by the State Board of Education.

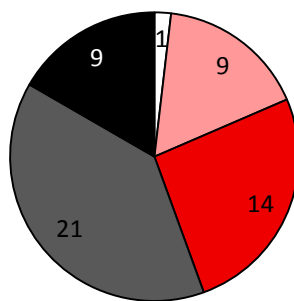
*CCR&R may not have all DOE programs listed since they are not regulated by DHS.

Quality Rating System (QRS) Participation

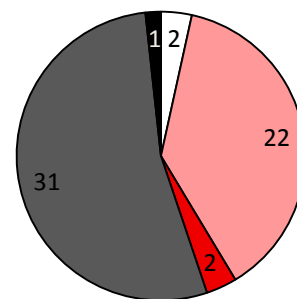
Dept. of Education Preschools



Centers/Preschools



Registered Child Development Homes



- Level 1
- Level 2
- Level 3
- Level 4
- Level 5

*Goal: 23% are Levels 2-5

*The number of QRS Providers changes monthly.

Go to <http://www.dhs.state.ia.us/iqrs/> for up-to-date information.

ChildNet is a series of 25 hours of voluntary training for Registered Child Development Home providers. Providers commit to meeting additional requirements to become certified.
(Goal: 20% ChildNet Certified)

Eligible Programs	% ChildNet Certified
252	27%

For a family earning the median income of \$62,754 with an infant in child care they would pay:

- 11% of their income before taxes, if their child was in a registered home
- 13% of their income before taxes, if their child was in a licensed center

Data source: State Library of Iowa, www.iowadatabase.org & the Iowa NACCRRAware database for this reporting year.

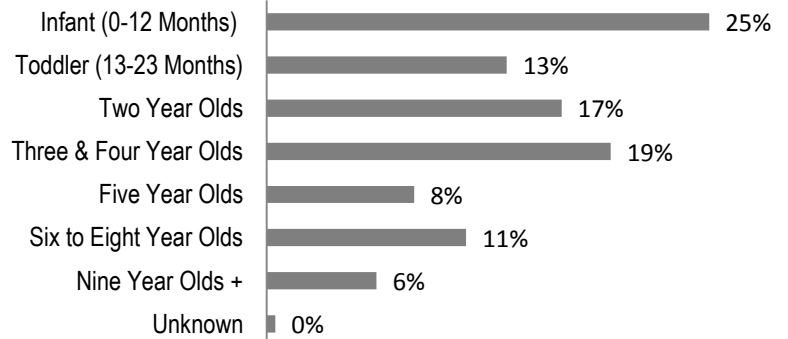
CCR&R referred 369 families with 618 children to child care providers.

Child Care Rates Average Per Week	Infant (0-12 Months)	Toddler (13-23 Months)	Two Year Olds	Three Year Olds	Four & Five Year Olds	Before & After School	Full Time School-Age
Registered Child Development Homes	\$130.84	\$129.99	\$127.51	\$126.51	\$126.47	\$61.57	\$123.03
DHS Licensed Centers/Preschools	\$162.09	\$161.66	\$146.07	\$141.52	\$139.15	\$64.41	\$124.19

* Providers may charge by the month, week, day or hour.

Out of 544 child care programs, 395 programs report they accept DHS Child Care Assistance funded children. Of these, 105 are centers or preschools, 219 are registered child care homes, and 71 are child care homes.

Percent of Requests for Child Care by Age



Services to Child Care Programs

	Technical Assistance Contacts	On-Site Consultation Visits
Center Based	312	292
Home Based	773	581

Connect with us:



Region 3 Southwest Iowa

Funding for CCR&R services provided in part by the Iowa Department of Human Services through the Child Care Development Fund. Data provided by Child Care Resource & Referral using NACCRRAware as of July 1, 2018 unless otherwise noted.