

Region 1 Northwest Iowa - July 2018



www.iowaccrr.org

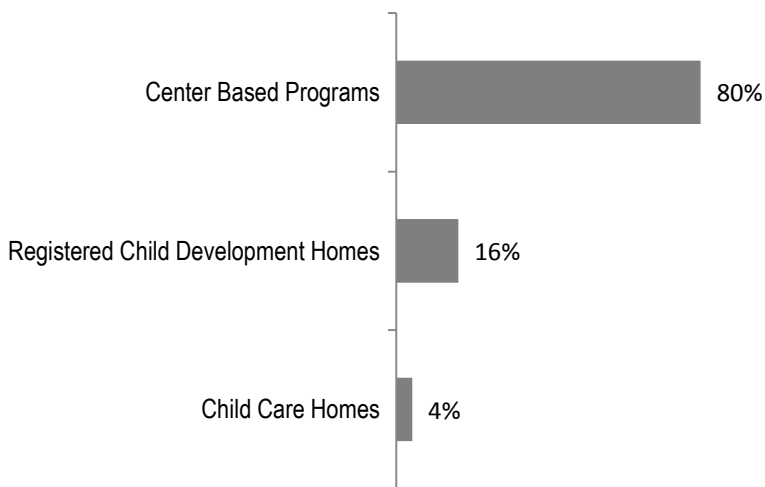
Total Region Population	429,055
Children ages 0 through 5	34,085
Children ages 6 through 9	22,919
Children ages 10 through 12	17,882

Data source: Woods & Poole Population Estimates as of Dec 31, 2017.

Families with all parents working & children under age 6	77%
Median Family Income	\$64,094
Average Weekly Income	\$1,233

Data source: State Library of Iowa, www.iowadatecenter.org

Percent of Program Spaces



789 Total PROGRAMS

- 313 Registered Child Development Homes
- 178 Child Care Homes
- 80 Dept. of Education Operated Preschools
- 218 DHS Licensed Centers/Preschools
 - 79 DHS Centers
 - 85 DHS Preschools
 - 54 Both Center & Preschool

21,412 Total SPACES

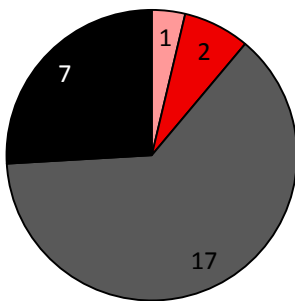
- 3,476 Registered Child Development Homes
- 890 Child Care Homes
- 1,979 Dept. of Education Operated Preschools
- 15,067 DHS Licensed Centers/Preschools
 - 7,166 DHS Centers
 - 2,883 DHS Preschools
 - 5,018 Both Center & Preschool

*School District Dept of Education (DOE) programs are not licensed by DHS but meet Standards for Child Care adopted by the State Board of Education.

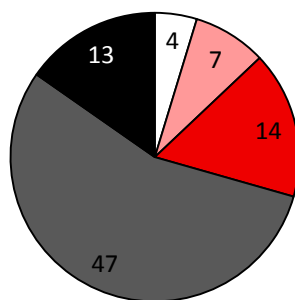
*CCR&R may not have all DOE programs and child care homes listed since they are not regulated by DHS.

Quality Rating System (QRS) Participation

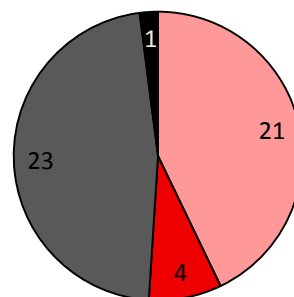
Dept. of Education Preschools



Centers/Preschools



Registered Child Development Homes



- Level 1
- Level 2
- Level 3
- Level 4
- Level 5

*Goal: 23% are Levels 2-5.

*The number of QRS Providers changes monthly.

Go to <http://www.dhs.state.ia.us/iqrs/> for up-to-date information.

ChildNet is a series of 25 hours of voluntary training for Registered Child Development Home providers. Providers commit to meeting additional requirements to become certified.
(Goal: 20% ChildNet Certified)

Eligible Programs	% ChildNet Certified
313	19%

For a family earning the median income of \$64,094 with an infant in child care they would pay:

- 10% of their income before taxes, if their child was in a registered home
- 12% of their income before taxes, if their child was in a licensed center

Data source: State Library of Iowa, www.iowadatecenter.org & the Iowa NACCRRAware database for this reporting year.

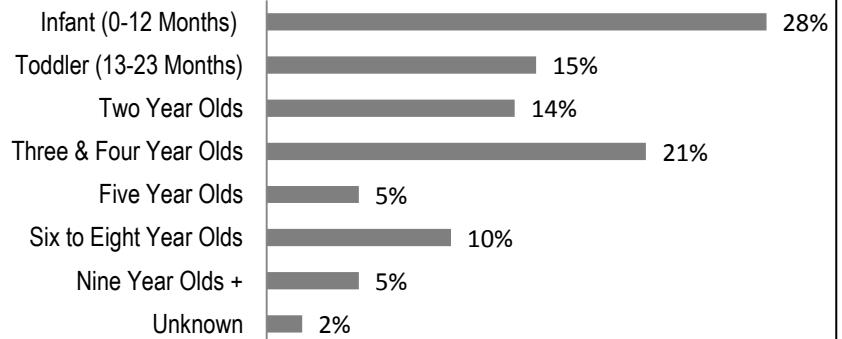
CCR&R referred 332 families with 508 children to child care providers.

Child Care Rates Average Per Week	Infant (0-12 Months)	Toddler (13-23 Months)	Two Year Olds	Three Year Olds	Four & Five Year Olds	Before & After School	Full Time School-Age
Registered Child Development Homes	\$128.25	\$127.80	\$126.45	\$126.00	\$126.00	\$56.00	\$125.55
DHS Licensed Centers/Preschools	\$148.88	\$148.97	\$140.24	\$138.72	\$135.57	\$60.25	\$132.31

* Providers may charge by the month, week, day or hour.

Out of 789 child care programs, 447 programs report they accept DHS Child Care Assistance funded children. Of these, 185 are centers or preschools, 235 are registered child care homes, and 27 are child care homes.

Percent of Requests for Child Care by Age



Services to Child Care Programs

	Technical Assistance Contacts	On-Site Consultation Visits
Center Based	1090	661
Home Based	1449	931

Connect with us:



Region 1 Northwest Iowa

Funding for CCR&R services provided in part by the Iowa Department of Human Services through the Child Care Development Fund.
Data provided by Child Care Resource & Referral using NACCRRAware as of July 1, 2018 unless otherwise noted.