

State of Iowa - July 2018

Total State Population	3,145,550
Children ages 0 through 5	242,970
Children ages 6 through 9	162,141
Children ages 10 through 12	123,965

Data source: Woods & Poole Population Estimates as of Dec 31, 2017.

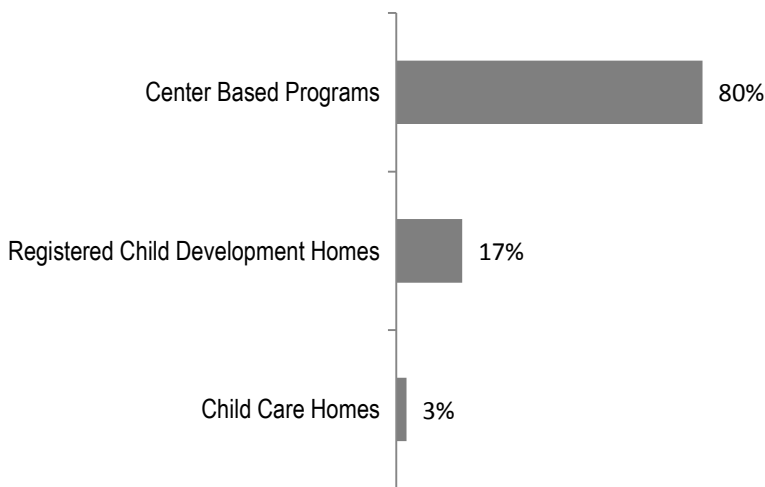
Families with all parents working & children under age 6	75%
Median Family Income	\$65,135
Average Weekly Income	\$1,253

Data source: State Library of Iowa, www.iowadatabase.org



www.iowaccrr.org

Percent of Program Spaces



5,426 Total PROGRAMS

- 2,638 Registered Child Development Homes
- 881 Child Care Homes
- 408 Dept. of Education Operated Preschools
- 1,499 DHS Licensed Centers/Preschools
 - 686 DHS Centers
 - 333 DHS Preschools
 - 480 Both Center & Preschool

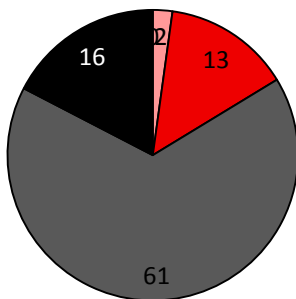
167,399 Total SPACES

- 28,900 Registered Child Development Homes
- 4,425 Child Care Homes
- 13,871 Dept. of Education Operated Preschools
- 120,203 DHS Licensed Centers/Preschools
 - 58,391 DHS Centers
 - 12,343 DHS Preschools
 - 49,469 Both Center & Preschool

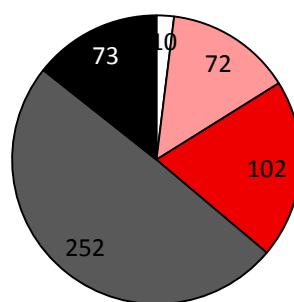
*School District Dept of Education (DOE) programs are not licensed by DHS but meet Standards for Child Care adopted by the State Board of Education.
 *CCR&R may not have all DOE programs and child care homes listed since they are not regulated by DHS.

Quality Rating System (QRS) Participation

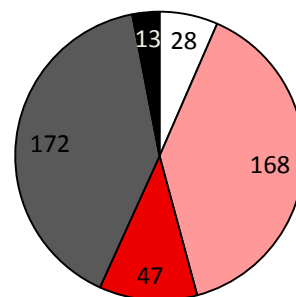
Dept. of Education Preschools



Centers/Preschools



Registered Child Development Homes



- Level 1
- Level 2
- Level 3
- Level 4
- Level 5

*Goal: 23% are Levels 2-5.

*Programs may choose to participate in more than one quality measure. The number of QRS Providers changes monthly.

Go to <http://www.dhs.state.ia.us/iqrs/> for up-to-date information.

ChildNet is a series of 25 hours of voluntary training for Registered Child Development Home providers. Providers commit to meeting additional requirements to become certified. (Goal: 20% ChildNet Certified)	Eligible Programs	% ChildNet Certified
	2,638	18%

For a family earning the median income of \$65,135 with an infant in child care they would pay:

- 11% of their income before taxes, if their child was in a registered home
- 14% of their income before taxes, if their child was in a licensed center

Data source: State Library of Iowa, www.iowadatabase.org & the Iowa NACCRRAware database for this reporting year.

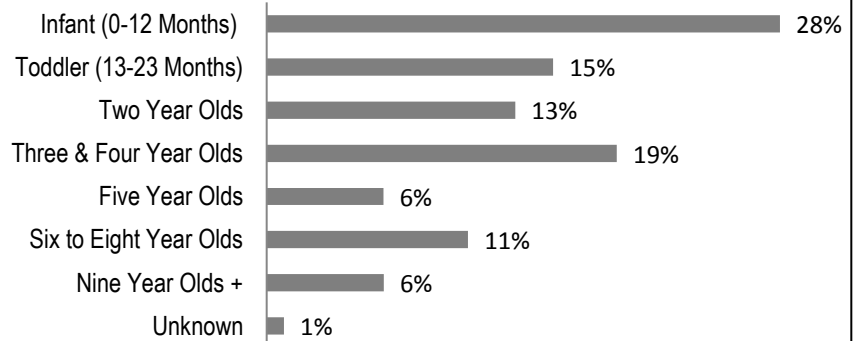
CCR&R referred 4,669 families with 7,178 children to child care providers.

Child Care Rates Average Per Week	Infant (0-12 Months)	Toddler (13-23 Months)	Two Year Olds	Three Year Olds	Four & Five Year Olds	Before & After School	Full Time School-Age
Registered Child Development Homes	\$133.78	\$132.50	\$130.42	\$129.21	\$128.14	\$60.17	\$123.92
DHS Licensed Centers/Preschools	\$179.59	\$178.49	\$163.09	\$157.01	\$152.40	\$69.62	\$139.74

* Providers may charge by the month, week, day or hour.

Out of 5,426 child care programs, 3,920 programs report they accept DHS Child Care Assistance funded children. Of these, 1,261 are centers or preschools, 2,248 are registered child care homes, and 411 are child care homes.

Percent of Requests for Child Care by Age



Services to Child Care Programs

	Technical Assistance Contacts	On-Site Consultation Visits
Center Based	6,789	3,402
Home Based	12,582	5,911

Connect with us:



State of Iowa

Funding for CCR&R services provided in part by the Iowa Department of Human Services through the Child Care Development Fund.
Data provided by Child Care Resource & Referral using NACCRRAware as of July 1, 2018 unless otherwise noted.