

State of Iowa - July 2017

Total State Population	3,134,335
Children ages 0 through 5	240,070
Children ages 6 through 9	164,255
Children ages 10 through 12	122,869

Data source: Woods & Poole Population Estimates as of Dec 31, 2016.

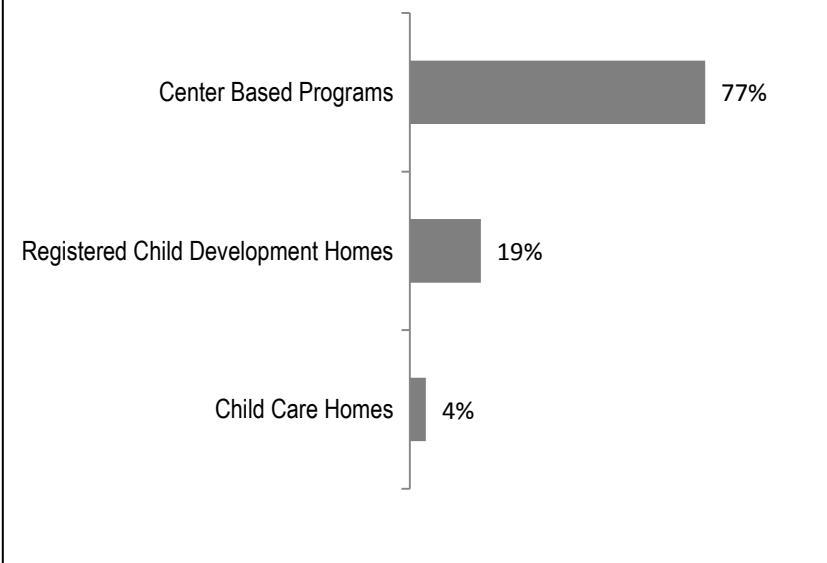
Families with all parents working & children under age 6	75%
Median Family Income	\$63,565
Average Weekly Income	\$1,222

Data source: State Library of Iowa, www.iowadatecenter.org



www.iowaccrr.org
1-877-216-8481

Percent of Program Spaces



6,132 Total PROGRAMS listed with CCR&R

- 2,838 Registered Child Development Homes
- 1,414 Child Care Homes
- 414 Dept. of Education Operated Preschools
- 1,466 DHS Licensed Centers/Preschools
 - 693 DHS Centers
 - 327 DHS Preschools
 - 446 Both Center & Preschool

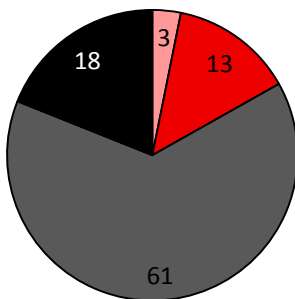
167,817 Total SPACES listed with CCR&R

- 31,132 Registered Child Development Homes
- 7,070 Child Care Homes
- 12,990 Dept. of Education Operated Preschools
- 116,625 DHS Licensed Centers/Preschools
 - 60,074 DHS Centers
 - 12,134 DHS Preschools
 - 44,417 Both Center & Preschool

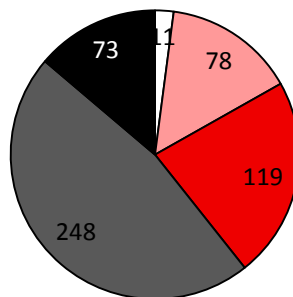
*School District Dept of Education (DOE) programs are not licensed by DHS but meet Standards for Child Care adopted by the State Board of Education.
*CCR&R may not have all DOE programs and child care homes listed since they are not regulated by DHS.

Quality Rating System (QRS) Participation

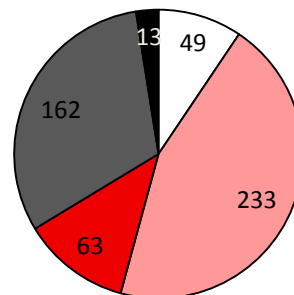
Dept. of Education Preschools



Centers/Preschools



Registered Child Development Homes



- Level 1
- Level 2
- Level 3
- Level 4
- Level 5

*Goal: 23% are Levels 2-5.

*Programs may choose to participate in more than one quality measure. The number of QRS Providers changes monthly.

Go to <http://www.dhs.state.ia.us/iqrs/> for up-to-date information.

ChildNet is a series of 25 hours of voluntary training for Registered Child Development Home providers. Providers commit to meeting additional requirements to become certified.
(Goal: 20% ChildNet Certified)

Eligible Programs	% ChildNet Certified
2,838	19%

For a family earning the median income of \$63,565 with an infant in child care they would pay:

- 11% of their income before taxes, if their child was in a registered home
- 16% of their income before taxes, if their child was in a licensed center

Data source: State Library of Iowa, www.iowadatabase.org & the Iowa NACCRRAware database for this reporting year.

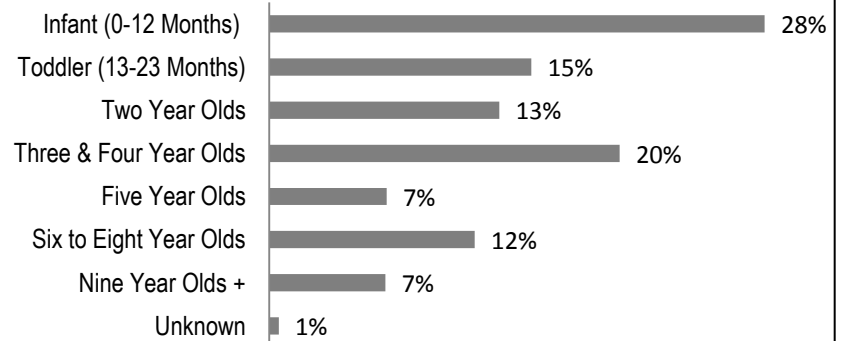
CCR&R referred 5,366 families with 8,293 children to child care providers.

Child Care Rates Average Per Week	Infant (0-12 Months)	Toddler (13-23 Months)	Two Year Olds	Three Year Olds	Four & Five Year Olds	Before & After School	Full Time School-Age
Registered Child Development Homes	\$136.91	\$135.51	\$133.00	\$131.13	\$129.81	\$61.06	\$119.68
DHS Licensed Centers	\$192.76	\$191.20	\$173.60	\$163.57	\$158.70	\$77.29	\$142.56

* Providers may charge by the month, week, day or hour.

Out of 6,132 child care programs, 4,551 programs report they accept DHS Child Care Assistance funded children. Of these, 1,294 are centers or preschools, 2,385 are registered child care homes, and 872 are child care homes.

Percent of Requests for Child Care by Age



Services to Child Care Programs

	Technical Assistance Contacts	On-Site Consultation Visits
Center Based	6,596	3,332
Home Based	13,596	6,101

Connect with us:



State of Iowa

Funding for CCR&R services provided in part by the Iowa Department of Human Services through the Child Care Development Fund.
Data provided by Child Care Resource & Referral using NACCRRAware as of July 1, 2017 unless otherwise noted.