

State of Iowa - July 2015

Total State Population	3,100,963
Children ages 0 through 5	236,256
Children ages 6 through 9	164,787
Children ages 10 through 12	120,599

Data source: Woods & Poole Population Estimates as of Dec 31, 2014.

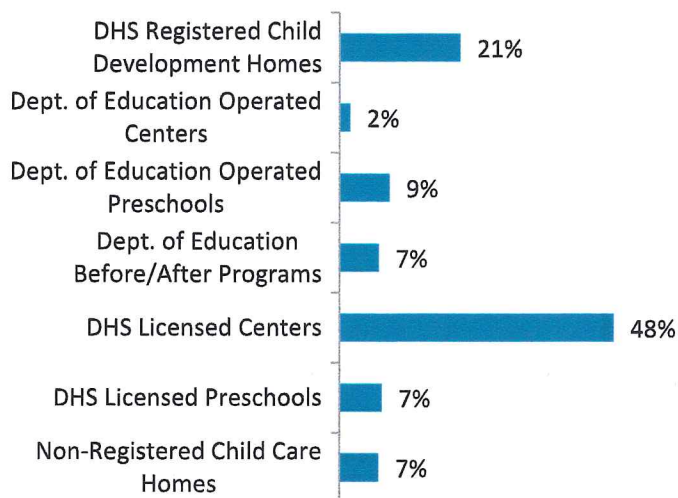
Families with all parents working & children under age 6	75%
Median Family Income	\$61,990
Average Weekly Income	\$1,192

Data source: State Library of Iowa, www.iowadatecenter.org



www.iowaccrr.org
1-877-216-8481

Percent of Program Spaces



CCR&R may not have all DOE programs listed since they are not regulated by DHS.

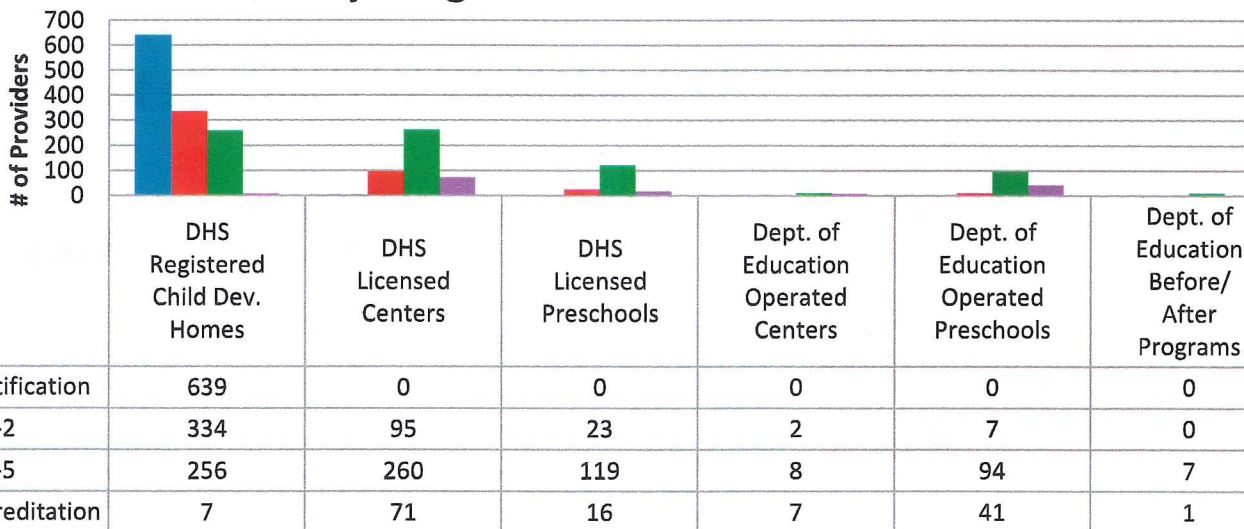
7,560 Total PROGRAMS listed with CCR&R
 3,302 DHS Registered Child Development Homes
 58 Dept. of Education Operated Centers
 444 Dept. of Education Operated Preschools
 133 Dept. of Education Before/After Programs
 938 DHS Licensed Centers
 360 DHS Licensed Preschools
 2,325 Non-Registered Child Care Homes

170,777 Total SPACES listed with CCR&R

35,768 DHS Registered Child Development Homes
 3,193 Dept. of Education Operated Centers
 14,814 Dept. of Education Operated Preschools
 11,683 Dept. of Education Before/After Programs
 81,176 DHS Licensed Centers
 12,518 DHS Licensed Preschools
 11,625 Non-Registered Child Care Homes

*School District Dept of Education programs are not licensed by DHS but meet Standards for Child Care adopted by the State Board of Education.

Quality Programs for Providers



* Programs may choose to participate in more than one quality measure. The number of QRS Providers changes monthly.

Go to <http://www.dhs.state.ia.us/iqrs/> for up-to-date information.

*Centers, Preschools and Before/After school programs do not qualify for ChildNet Certification.

For a family earning the median income of \$61,990 with an infant in child care they would pay:

- 11% of their income before taxes, if their child was in a registered home
- 16% of their income before taxes, if their child was in a licensed center

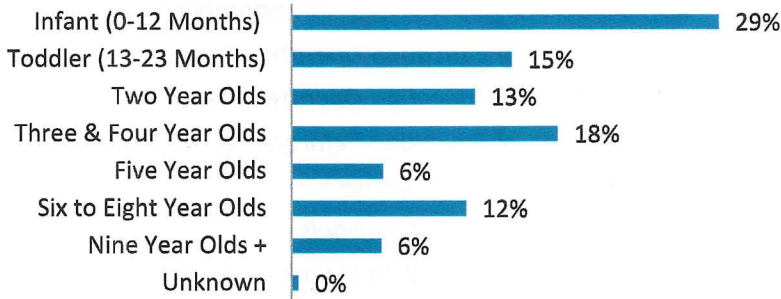
Data source: State Library of Iowa, www.iowadatabase.org & the Iowa NACCRRAware database for this reporting year.

Out of 7,560 child care programs, 5,704 programs report they accept DHS Child Care Assistance funded children.

Child Care Rates	Infant (0-12 Months)	Toddler (13-23 Months)	Two Year Olds	Three Year Olds	Four & Five Year Olds	Before & After School	Full Time School-Age
Average Per Week							
DHS Registered Child Development Homes	\$132.58	\$131.75	\$130.44	\$129.21	\$128.72	\$66.74	\$116.45
DHS Licensed Centers	\$184.93	\$183.58	\$166.85	\$157.07	\$153.29	\$69.26	\$141.21

* Providers may charge by the month, week, day or hour.

Percent of Requests for Child Care by Age



Range of Preschool Tuition Rates per month - by age

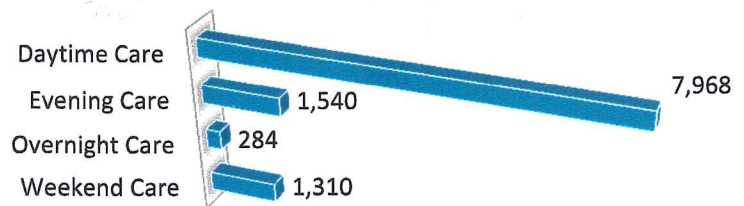
	Lowest	Highest
Three Yr Olds	\$10.00	\$475.00
Four Yr Olds +	\$20.00	\$475.00

*Preschool classes range from 1-5 days a week.

*Free preschool programs are not included in the rate ranges above.

CCR&R referred 5,398 families with 8,156 children to child care providers.

Requests for Child Care by Type



*Families may request more than one type of care for their child(ren). Requests for Child Care data is from July 1, 2014 - June 30, 2015.

Data provided by Child Care Resource & Referral using NACCRRAware as of July 1, 2015 unless otherwise noted.