

# Region 3 Southwest Iowa - July 2015

Total Region Population	264,009
Children ages 0 through 5	19,177
Children ages 6 through 9	13,486
Children ages 10 through 12	10,136

Data source: Woods & Poole Population Estimates as of Dec 31, 2014.

Families with all parents working & children under age 6	79%
Median Family Income	\$59,620
Average Weekly Income	\$1,147

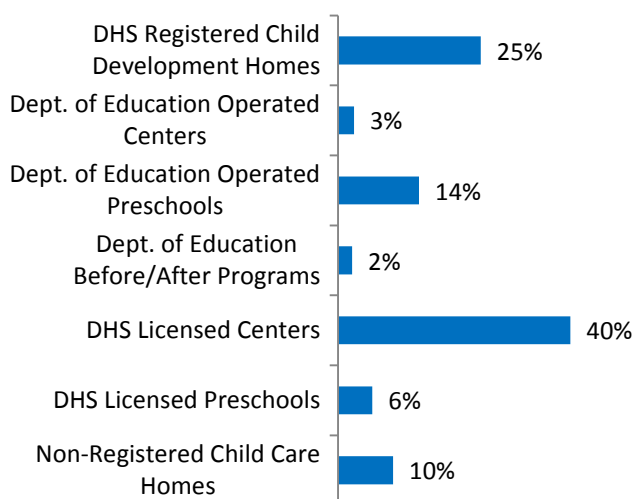
Data source: State Library of Iowa, www.iowadatecenter.org



www.iowaccrr.org

1-877-216-8481

## Percent of Program Spaces



CCR&R may not have all DOE programs listed since they are not regulated by DHS.

## 754 Total PROGRAMS listed with CCR&R

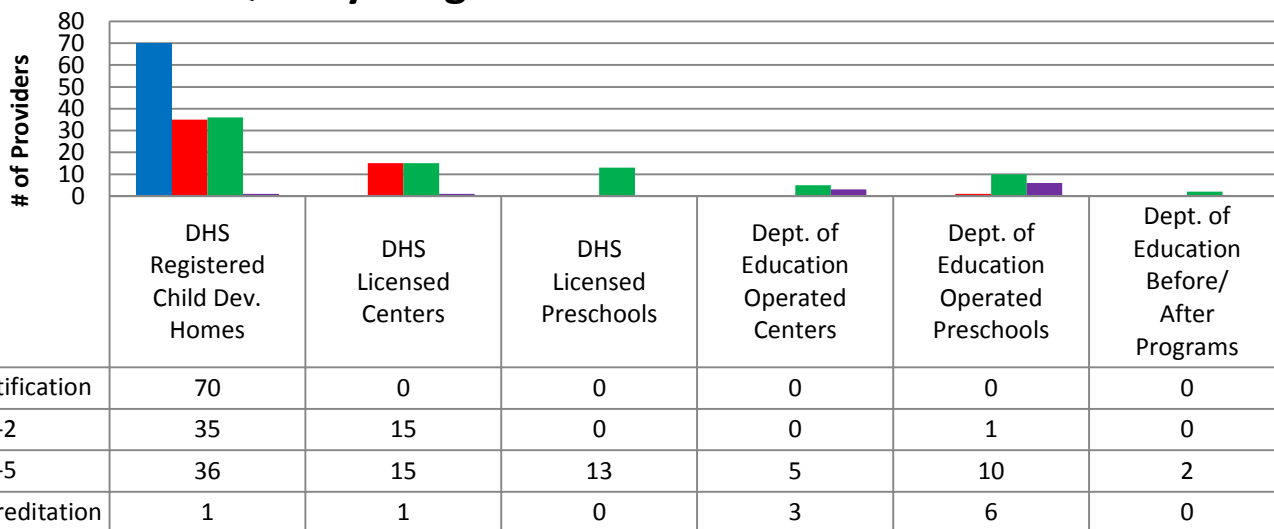
- 301 DHS Registered Child Development Homes
- 11 Dept. of Education Operated Centers
- 62 Dept. of Education Operated Preschools
- 7 Dept. of Education Before/After Programs
- 80 DHS Licensed Centers
- 30 DHS Licensed Preschools
- 263 Non-Registered Child Care Homes

## 13,769 Total SPACES listed with CCR&R

- 3,416 DHS Registered Child Development Homes
- 379 Dept. of Education Operated Centers
- 1,938 Dept. of Education Operated Preschools
- 335 Dept. of Education Before/After Programs
- 5,565 DHS Licensed Centers
- 821 DHS Licensed Preschools
- 1,315 Non-Registered Child Care Homes

\*School District Dept of Education programs are not licensed by DHS but meet Standards for Child Care adopted by the State Board of Education.

## Quality Programs for Providers



\* Programs may choose to participate in more than one quality measure. The number of QRS Providers changes monthly.

Go to <http://www.dhs.state.ia.us/iqrs/> for up-to-date information.

\*Centers, Preschools and Before/After school programs do not qualify for ChildNet Certification.

**For a family earning the median income of \$59,620 with an infant in child care they would pay:**

- 11% of their income before taxes, if their child was in a registered home
- 13% of their income before taxes, if their child was in a licensed center

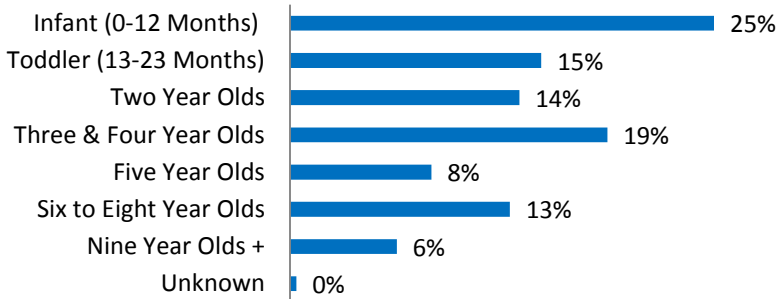
*Data source: State Library of Iowa, www.iowadatabase.org & the Iowa NACCRRAware database for this reporting year.*

**Out of 754 child care programs, 554 programs report they accept DHS Child Care Assistance funded children.**

Child Care Rates Average Per Week	Infant (0-12 Months)	Toddler (13-23 Months)	Two Year Olds	Three Year Olds	Four & Five Year Olds	Before & After School	Full Time School-Age
DHS Registered Child Development Homes	\$124.17	\$123.24	\$120.34	\$121.48	\$120.81	\$65.15	\$114.69
DHS Licensed Centers	\$143.76	\$143.83	\$135.92	\$127.60	\$127.75	\$76.24	\$116.09

*\* Providers may charge by the month, week, day or hour.*

### Percent of Requests for Child Care by Age



### Range of Preschool Tuition Rates per month - by age

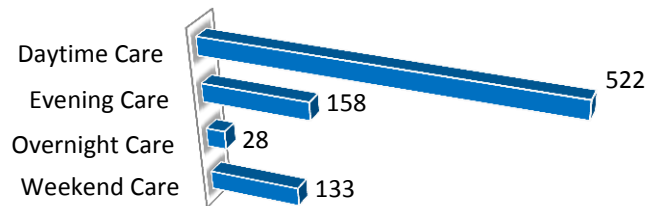
	Lowest	Highest
Three Yr Olds	\$10.00	\$283.33
Four Yr Olds +	\$20.00	\$400.00

*\*Preschool classes range from 1-5 days a week.*

*\*Free preschool programs are not included in the rate ranges above.*

**CCR&R referred 310 families with 540 children to child care providers.**

### Requests for Child Care by Type



*\*Families may request more than one type of care for their child(ren). Requests for Child Care data is from July 1, 2014 - June 30, 2015.*

*Data provided by Child Care Resource & Referral using NACCRRAware as of July 1, 2015 unless otherwise noted.*