

Pottawattamie County - July 2015

| | |
|-----------------------------|--------|
| Total County Population | 92,978 |
| Children ages 0 through 5 | 7,455 |
| Children ages 6 through 9 | 4,845 |
| Children ages 10 through 12 | 3,707 |

Data source: Woods & Poole Population Estimates as of Dec 31, 2014.

| | |
|--|----------|
| Families with all parents working & children under age 6 | 81% |
| Median Family Income | \$63,669 |
| Average Weekly Income | \$1,224 |

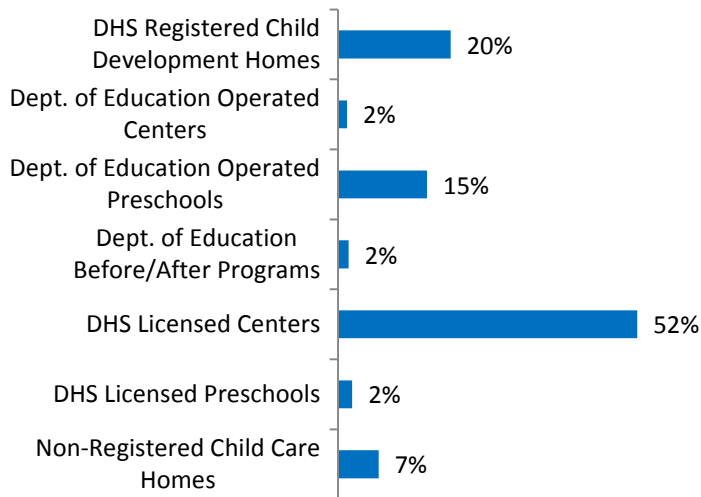
Data source: State Library of Iowa, www.iowadatecenter.org



www.iowaccrr.org

1-877-216-8481

Percent of Program Spaces



CCR&R may not have all DOE programs listed since they are not regulated by DHS.

231 Total PROGRAMS listed with CCR&R

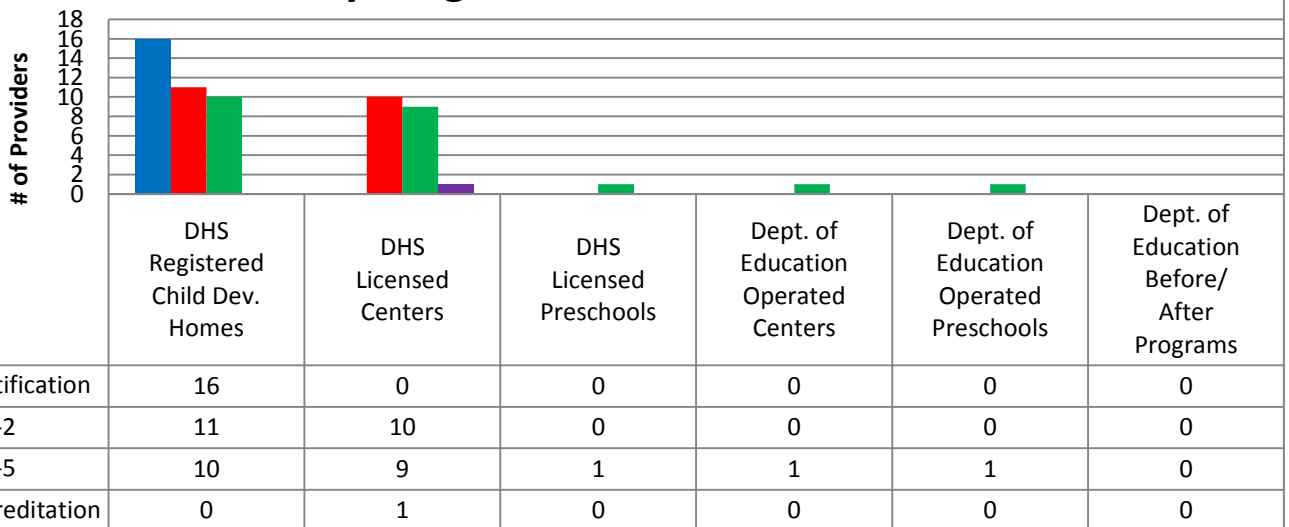
- 95 DHS Registered Child Development Homes
- 2 Dept. of Education Operated Centers
- 15 Dept. of Education Operated Preschools
- 2 Dept. of Education Before/After Programs
- 38 DHS Licensed Centers
- 3 DHS Licensed Preschools
- 76 Non-Registered Child Care Homes

5,393 Total SPACES listed with CCR&R

- 1,056 DHS Registered Child Development Homes
- 84 Dept. of Education Operated Centers
- 834 Dept. of Education Operated Preschools
- 100 Dept. of Education Before/After Programs
- 2,807 DHS Licensed Centers
- 132 DHS Licensed Preschools
- 380 Non-Registered Child Care Homes

*School District Dept of Education programs are not licensed by DHS but meet Standards for Child Care adopted by the State Board of Education.

Quality Programs for Providers



* Programs may choose to participate in more than one quality measure. The number of QRS Providers changes monthly.

Go to <http://www.dhs.state.ia.us/iqrs/> for up-to-date information.

*Centers, Preschools and Before/After school programs do not qualify for ChildNet Certification.

For a family earning the median income of \$63,669 with an infant in child care they would pay:

- 11% of their income before taxes, if their child was in a registered home
- 14% of their income before taxes, if their child was in a licensed center

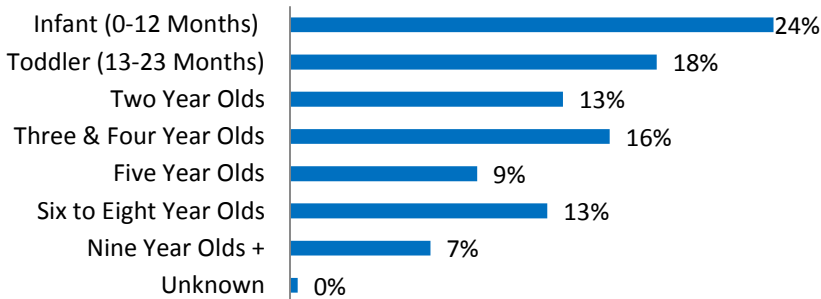
Data source: State Library of Iowa, www.iowadatabase.org & the Iowa NACCRRAware database for this reporting year.

Out of 231 child care programs, 182 programs report they accept DHS Child Care Assistance funded children.

| Child Care Rates Average Per Week | Infant (0-12 Months) | Toddler (13-23 Months) | Two Year Olds | Three Year Olds | Four & Five Year Olds | Before & After School | Full Time School-Age |
|--|----------------------|------------------------|---------------|-----------------|-----------------------|-----------------------|----------------------|
| DHS Registered Child Development Homes | \$130.45 | \$128.95 | \$124.81 | \$128.89 | \$128.10 | \$69.05 | \$116.90 |
| DHS Licensed Centers | \$167.81 | \$168.06 | \$157.28 | \$140.99 | \$144.74 | \$79.36 | \$124.09 |

** Providers may charge by the month, week, day or hour.*

Percent of Requests for Child Care by Age



Range of Preschool Tuition Rates per month - by age

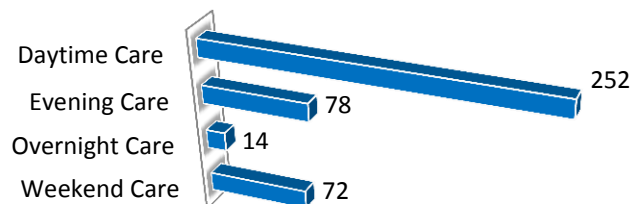
| | Lowest | Highest |
|----------------|----------|----------|
| Three Yr Olds | \$220.00 | \$220.00 |
| Four Yr Olds + | \$50.00 | \$400.00 |

**Preschool classes range from 1-5 days a week.*

**Free preschool programs are not included in the rate ranges above.*

CCR&R referred 155 families with 261 children to child care providers.

Requests for Child Care by Type



**Families may request more than one type of care for their child(ren).*

Requests for Child Care data is from July 1, 2014 - June 30, 2015.

Data provided by Child Care Resource & Referral using NACCRRAware as of July 1, 2015 unless otherwise noted.