

# Mills County - July 2015

Total County Population	14,935
Children ages 0 through 5	1,045
Children ages 6 through 9	811
Children ages 10 through 12	641

Data source: Woods & Poole Population Estimates as of Dec 31, 2014.

Families with all parents working & children under age 6	72%
Median Family Income	\$75,167
Average Weekly Income	\$1,446

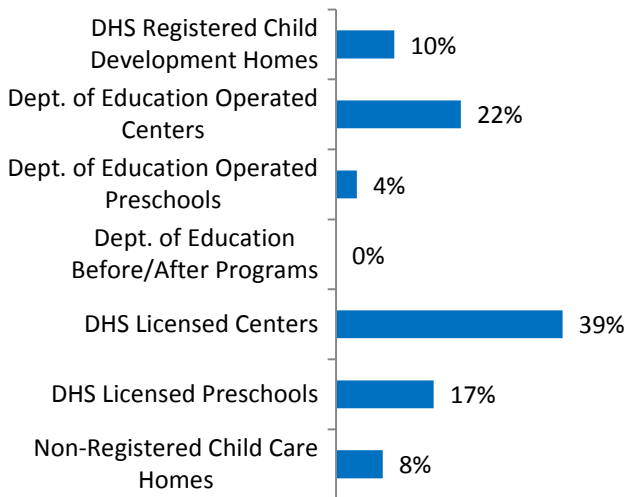
Data source: State Library of Iowa, www.iowadatascenter.org



www.iowaccrr.org

1-877-216-8481

## Percent of Program Spaces



CCR&R may not have all DOE programs listed since they are not regulated by DHS.

## 22 Total PROGRAMS listed with CCR&R

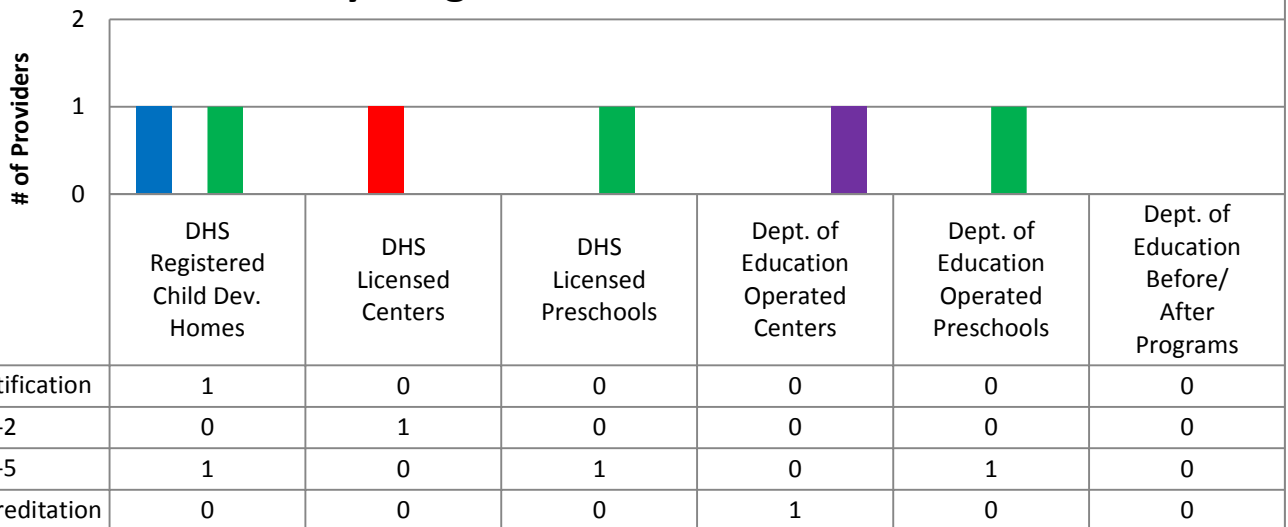
- 5 DHS Registered Child Development Homes
- 1 Dept. of Education Operated Centers
- 1 Dept. of Education Operated Preschools
- 0 Dept. of Education Before/After Programs
- 3 DHS Licensed Centers
- 3 DHS Licensed Preschools
- 9 Non-Registered Child Care Homes

## 553 Total SPACES listed with CCR&R

- 56 DHS Registered Child Development Homes
- 120 Dept. of Education Operated Centers
- 20 Dept. of Education Operated Preschools
- 0 Dept. of Education Before/After Programs
- 218 DHS Licensed Centers
- 94 DHS Licensed Preschools
- 45 Non-Registered Child Care Homes

\*School District Dept of Education programs are not licensed by DHS but meet Standards for Child Care adopted by the State Board of Education.

## Quality Programs for Providers



\* Programs may choose to participate in more than one quality measure. The number of QRS Providers changes monthly.

Go to <http://www.dhs.state.ia.us/iqrs/> for up-to-date information.

\*Centers, Preschools and Before/After school programs do not qualify for ChildNet Certification.

**For a family earning the median income of \$75,167 with an infant in child care they would pay:**

- 10% of their income before taxes, if their child was in a registered home

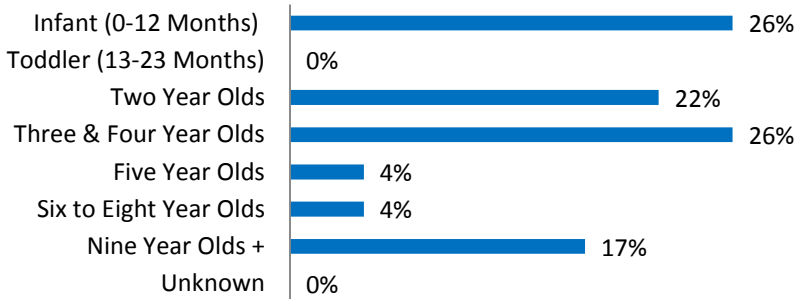
**Out of 22 child care programs, 11 programs report they accept DHS Child Care Assistance funded children.**

*Data source: State Library of Iowa, www.iowadatabase.org & the Iowa NACCRRAware database for this reporting year.*

Child Care Rates	Infant (0-12 Months)	Toddler (13-23 Months)	Two Year Olds	Three Year Olds	Four & Five Year Olds	Before & After School	Full Time School-Age
Average Per Week							
DHS Registered Child Development Homes	\$148.75	\$136.25	\$127.92	\$127.92	\$127.92	\$61.67	\$120.42
DHS Licensed Centers	N/A	\$198.00	\$140.00	\$140.00	\$140.00	N/A	N/A

*\* Providers may charge by the month, week, day or hour.*

### Percent of Requests for Child Care by Age



### Range of Preschool Tuition Rates per month - by age

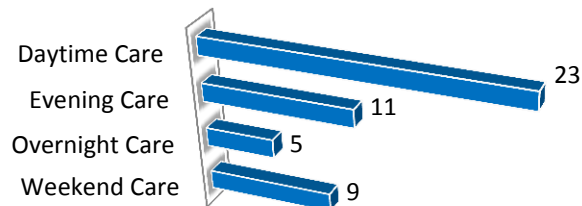
	Lowest	Highest
Three Yr Olds	\$80.00	\$283.33
Four Yr Olds +	\$80.00	\$283.33

*\*Preschool classes range from 1-5 days a week.*

*\*Free preschool programs are not included in the rate ranges above.*

**CCR&R referred 12 families with 23 children to child care providers.**

### Requests for Child Care by Type



*\*Families may request more than one type of care for their child(ren). Requests for Child Care data is from July 1, 2014 - June 30, 2015.*

*Data provided by Child Care Resource & Referral using NACCRRAware as of July 1, 2015 unless otherwise noted.*