

Johnson County - July 2015

| | |
|-----------------------------|---------|
| Total County Population | 140,646 |
| Children ages 0 through 5 | 10,332 |
| Children ages 6 through 9 | 6,381 |
| Children ages 10 through 12 | 4,513 |

Data source: Woods & Poole Population Estimates as of Dec 31, 2014.

| | |
|--|----------|
| Families with all parents working & children under age 6 | 74% |
| Median Family Income | \$79,964 |
| Average Weekly Income | \$1,538 |

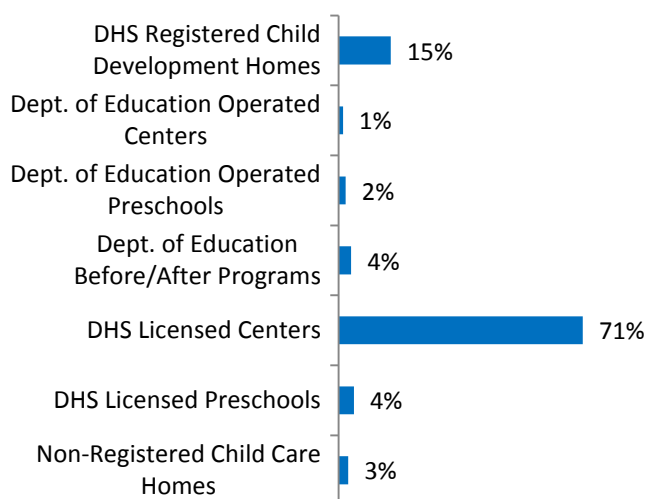
Data source: State Library of Iowa, www.iowadatatcenter.org



www.iowaccrr.org

1-877-216-8481

Percent of Program Spaces



CCR&R may not have all DOE programs listed since they are not regulated by DHS.

247 Total PROGRAMS listed with CCR&R

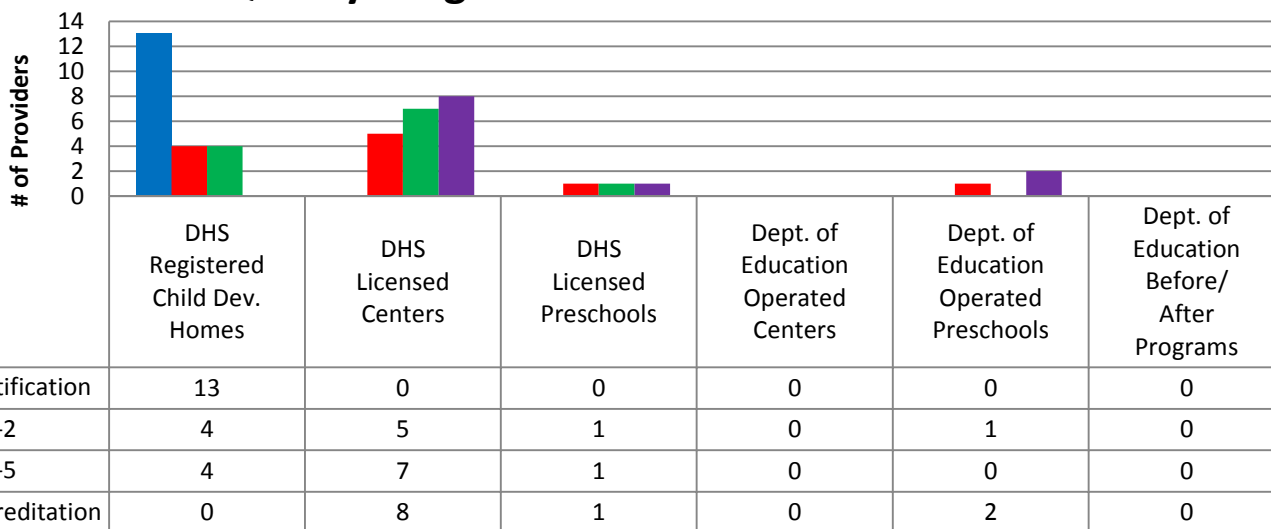
- 115 DHS Registered Child Development Homes
 - 2 Dept. of Education Operated Centers
 - 6 Dept. of Education Operated Preschools
 - 4 Dept. of Education Before/After Programs
- 67 DHS Licensed Centers
- 10 DHS Licensed Preschools
- 43 Non-Registered Child Care Homes

7,847 Total SPACES listed with CCR&R

- 1,188 DHS Registered Child Development Homes
 - 100 Dept. of Education Operated Centers
 - 159 Dept. of Education Operated Preschools
 - 285 Dept. of Education Before/After Programs
- 5,554 DHS Licensed Centers
- 346 DHS Licensed Preschools
- 215 Non-Registered Child Care Homes

*School District Dept of Education programs are not licensed by DHS but meet Standards for Child Care adopted by the State Board of Education.

Quality Programs for Providers



* Programs may choose to participate in more than one quality measure. The number of QRS Providers changes monthly.

Go to <http://www.dhs.state.ia.us/iqrs/> for up-to-date information.

*Centers, Preschools and Before/After school programs do not qualify for ChildNet Certification.

For a family earning the median income of \$79,964 with an infant in child care they would pay:

- 10% of their income before taxes, if their child was in a registered home
- 14% of their income before taxes, if their child was in a licensed center

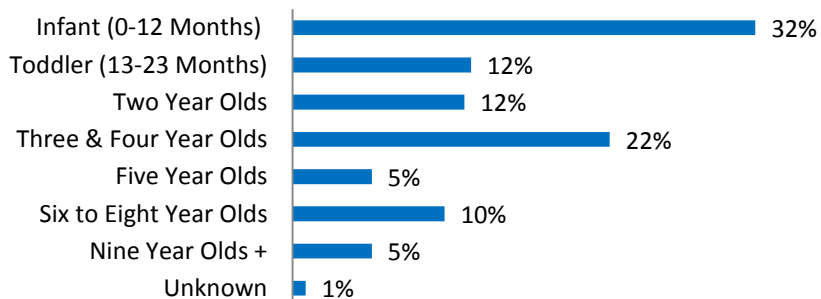
Data source: State Library of Iowa, www.iowadatabase.org & the Iowa NACCRRAware database for this reporting year.

Out of 247 child care programs, 187 programs report they accept DHS Child Care Assistance funded children.

| Child Care Rates Average Per Week | Infant (0-12 Months) | Toddler (13-23 Months) | Two Year Olds | Three Year Olds | Four & Five Year Olds | Before & After School | Full Time School-Age |
|--|----------------------|------------------------|---------------|-----------------|-----------------------|-----------------------|----------------------|
| DHS Registered Child Development Homes | \$151.31 | \$151.05 | \$148.48 | \$148.33 | \$148.01 | \$59.71 | \$145.26 |
| DHS Licensed Centers | \$211.06 | \$207.82 | \$196.18 | \$185.13 | \$182.22 | \$68.02 | \$165.00 |

** Providers may charge by the month, week, day or hour.*

Percent of Requests for Child Care by Age



Range of Preschool Tuition Rates per month - by age

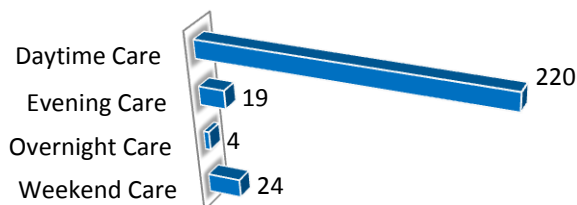
| | Lowest | Highest |
|----------------|----------|----------|
| Three Yr Olds | \$63.00 | \$475.00 |
| Four Yr Olds + | \$125.00 | \$475.00 |

**Preschool classes range from 1-5 days a week.*

**Free preschool programs are not included in the rate ranges above.*

CCR&R referred 156 families with 220 children to child care providers.

Requests for Child Care by Type



**Families may request more than one type of care for their child(ren). Requests for Child Care data is from July 1, 2014 - June 30, 2015.*

Data provided by Child Care Resource & Referral using NACCRRAware as of July 1, 2015 unless otherwise noted.