

Jackson County - July 2015

| | |
|-----------------------------|--------|
| Total County Population | 19,592 |
| Children ages 0 through 5 | 1,278 |
| Children ages 6 through 9 | 957 |
| Children ages 10 through 12 | 739 |

Data source: Woods & Poole Population Estimates as of Dec 31, 2014.

| | |
|----------------------------------------------------------|----------|
| Families with all parents working & children under age 6 | 70% |
| Median Family Income | \$56,474 |
| Average Weekly Income | \$1,086 |


Data source: State Library of Iowa, www.iowadatatcenter.org



www.iowaccrr.org

1-877-216-8481

Percent of Program Spaces



CCR&R may not have all DOE programs listed since they are not regulated by DHS.

21 Total PROGRAMS listed with CCR&R

- 5 DHS Registered Child Development Homes
- 1 Dept. of Education Operated Centers
- 3 Dept. of Education Operated Preschools
- 0 Dept. of Education Before/After Programs
- 4 DHS Licensed Centers
- 1 DHS Licensed Preschools
- 7 Non-Registered Child Care Homes

664 Total SPACES listed with CCR&R

- 56 DHS Registered Child Development Homes
- 35 Dept. of Education Operated Centers
- 100 Dept. of Education Operated Preschools
- 0 Dept. of Education Before/After Programs
- 398 DHS Licensed Centers
- 40 DHS Licensed Preschools
- 35 Non-Registered Child Care Homes

*School District Dept of Education programs are not licensed by DHS but meet Standards for Child Care adopted by the State Board of Education.

Quality Programs for Providers

| | # of Providers | | | | | |
|------------------------|---------------------------------|----------------------|-------------------------|-------------------------------------|----------------------------------------|-------------------------------------------|
| | DHS Registered Child Dev. Homes | DHS Licensed Centers | DHS Licensed Preschools | Dept. of Education Operated Centers | Dept. of Education Operated Preschools | Dept. of Education Before/ After Programs |
| ChildNet Certification | 0 | 0 | 0 | 0 | 0 | 0 |
| QRS Levels 1-2 | 1 | 0 | 0 | 1 | 0 | 0 |
| QRS Levels 3-5 | 0 | 1 | 0 | 0 | 0 | 0 |
| National Accreditation | 0 | 0 | 0 | 0 | 0 | 0 |

* Programs may choose to participate in more than one quality measure. The number of QRS Providers changes monthly.

Go to <http://www.dhs.state.ia.us/iqrs/> for up-to-date information.

*Centers, Preschools and Before/After school programs do not qualify for ChildNet Certification.

For a family earning the median income of \$56,474 with an infant in child care they would pay:

- 10% of their income before taxes, if their child was in a registered home
- 13% of their income before taxes, if their child was in a licensed center

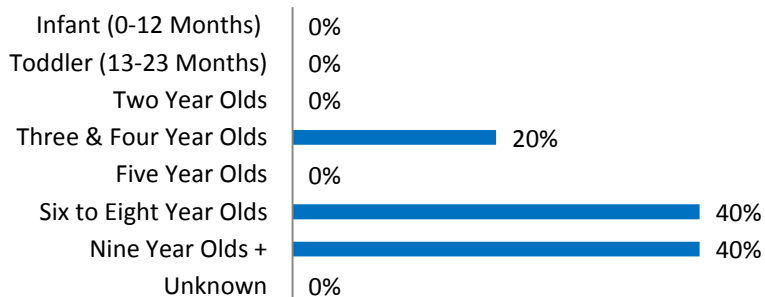
Data source: State Library of Iowa, www.iowadatatcenter.org & the Iowa NACCRRAware database for this reporting year.

Out of 21 child care programs, 19 programs report they accept DHS Child Care Assistance funded children.

| Child Care Rates | Infant (0-12 Months) | Toddler (13-23 Months) | Two Year Olds | Three Year Olds | Four & Five Year Olds | Before & After School | Full Time School-Age |
|----------------------------------------|----------------------|------------------------|---------------|-----------------|-----------------------|-----------------------|----------------------|
| Average Per Week | | | | | | | |
| DHS Registered Child Development Homes | \$106.65 | \$106.65 | \$106.65 | \$106.65 | \$106.65 | NA | \$101.70 |
| DHS Licensed Centers | \$138.60 | \$138.60 | \$129.60 | \$120.60 | \$117.00 | NA | \$122.50 |

** Providers may charge by the month, week, day or hour.*

Percent of Requests for Child Care by Age



Range of Preschool Tuition Rates per month - by age

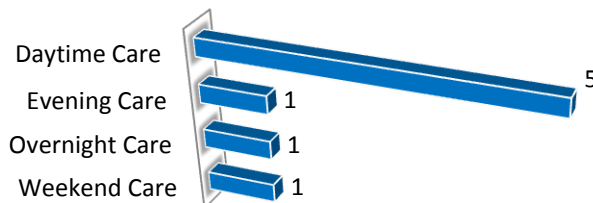
| | Lowest | Highest |
|----------------|---------|----------|
| Three Yr Olds | \$67.00 | \$276.00 |
| Four Yr Olds + | NA | NA |

**Preschool classes range from 1-5 days a week.*

**Free preschool programs are not included in the rate ranges above.*

CCR&R referred 2 families with 5 children to child care providers.

Requests for Child Care by Type



**Families may request more than one type of care for their child(ren). Requests for Child Care data is from July 1, 2014 - June 30, 2015.*

Data provided by Child Care Resource & Referral using NACCRRAware as of July 1, 2015 unless otherwise noted.