

Grundy County - July 2015

Total County Population	12,355
Children ages 0 through 5	917
Children ages 6 through 9	632
Children ages 10 through 12	469

Data source: Woods & Poole Population Estimates as of Dec 31, 2014.

Families with all parents working & children under age 6	76%
Median Family Income	\$70,837
Average Weekly Income	\$1,362

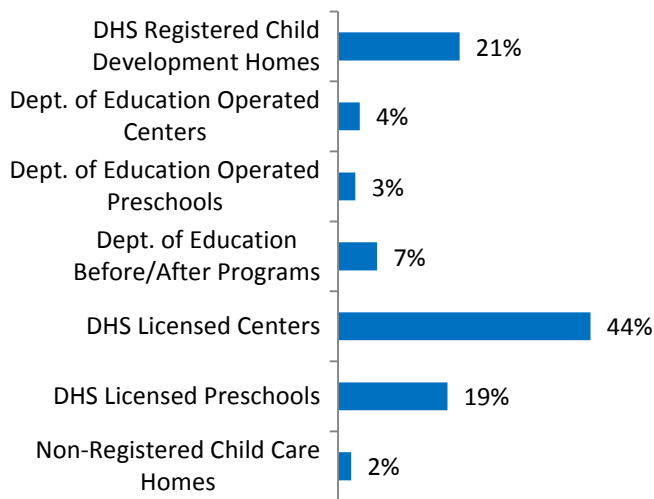
Data source: State Library of Iowa, www.iowadatascenter.org



www.iowaccrr.org

1-877-216-8481

Percent of Program Spaces



CCR&R may not have all DOE programs listed since they are not regulated by DHS.

27 Total PROGRAMS listed with CCR&R

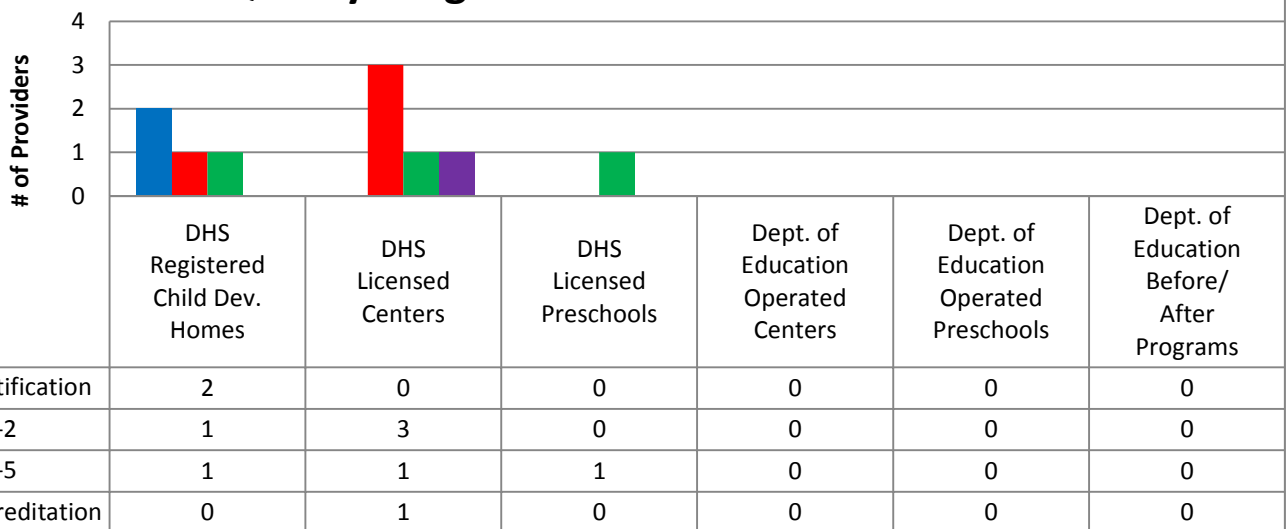
- 12 DHS Registered Child Development Homes
- 1 Dept. of Education Operated Centers
- 1 Dept. of Education Operated Preschools
- 1 Dept. of Education Before/After Programs
- 6 DHS Licensed Centers
- 3 DHS Licensed Preschools
- 3 Non-Registered Child Care Homes

662 Total SPACES listed with CCR&R

- 140 DHS Registered Child Development Homes
- 25 Dept. of Education Operated Centers
- 20 Dept. of Education Operated Preschools
- 45 Dept. of Education Before/After Programs
- 291 DHS Licensed Centers
- 126 DHS Licensed Preschools
- 15 Non-Registered Child Care Homes

*School District Dept of Education programs are not licensed by DHS but meet Standards for Child Care adopted by the State Board of Education.

Quality Programs for Providers



* Programs may choose to participate in more than one quality measure. The number of QRS Providers changes monthly.

Go to <http://www.dhs.state.ia.us/iqrs/> for up-to-date information.

*Centers, Preschools and Before/After school programs do not qualify for ChildNet Certification.

For a family earning the median income of \$70,837 with an infant in child care they would pay:

- 10% of their income before taxes, if their child was in a registered home
- N/A% of their income before taxes, if their child was in a licensed center

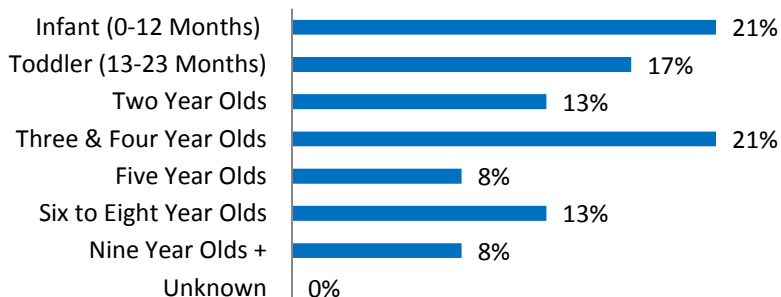
Data source: State Library of Iowa, www.iowadatabase.org & the Iowa NACCRRAware database for this reporting year.

Out of 27 child care programs, 24 programs report they accept DHS Child Care Assistance funded children.

Child Care Rates	Infant (0-12 Months)	Toddler (13-23 Months)	Two Year Olds	Three Year Olds	Four & Five Year Olds	Before & After School	Full Time School-Age
Average Per Week							
DHS Registered Child Development Homes	\$133.12	\$133.12	\$133.12	\$133.12	\$130.20	\$42.50	\$144.00
DHS Licensed Centers	N/A	N/A	N/A	N/A	N/A	N/A	N/A

* Providers may charge by the month, week, day or hour.

Percent of Requests for Child Care by Age



Range of Preschool Tuition Rates per month - by age

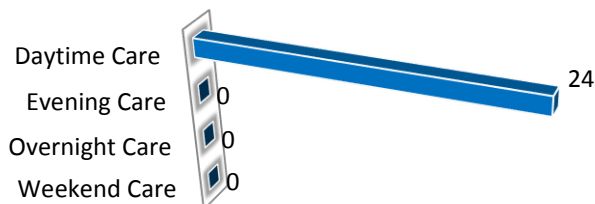
	Lowest	Highest
Three Yr Olds	N/A	N/A
Four Yr Olds +	N/A	N/A

*Preschool classes range from 1-5 days a week.

*Free preschool programs are not included in the rate ranges above.

CCR&R referred 16 families with 24 children to child care providers.

Requests for Child Care by Type



*Families may request more than one type of care for their child(ren).

Requests for Child Care data is from July 1, 2014 - June 30, 2015.

Data provided by Child Care Resource & Referral using NACCRRAware as of July 1, 2015 unless otherwise noted.