

Fremont County - July 2015

Total County Population	7,061
Children ages 0 through 5	446
Children ages 6 through 9	357
Children ages 10 through 12	260

Data source: Woods & Poole Population Estimates as of Dec 31, 2014.

Families with all parents working & children under age 6	75%
Median Family Income	\$61,389
Average Weekly Income	\$1,181

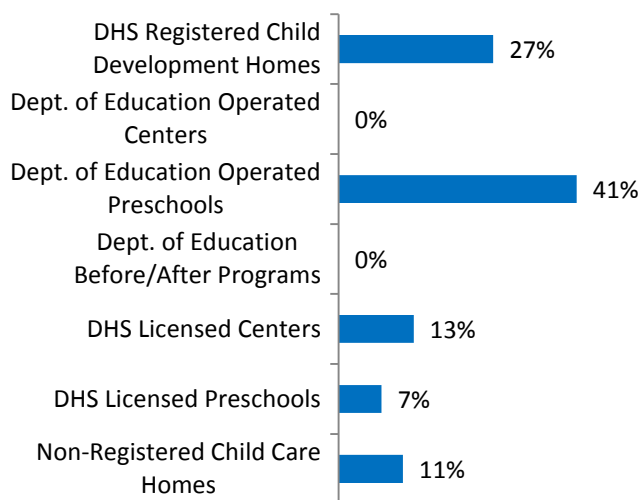
Data source: State Library of Iowa, www.iowadatatcenter.org



www.iowaccrr.org

1-877-216-8481

Percent of Program Spaces



CCR&R may not have all DOE programs listed since they are not regulated by DHS.

18 Total PROGRAMS listed with CCR&R

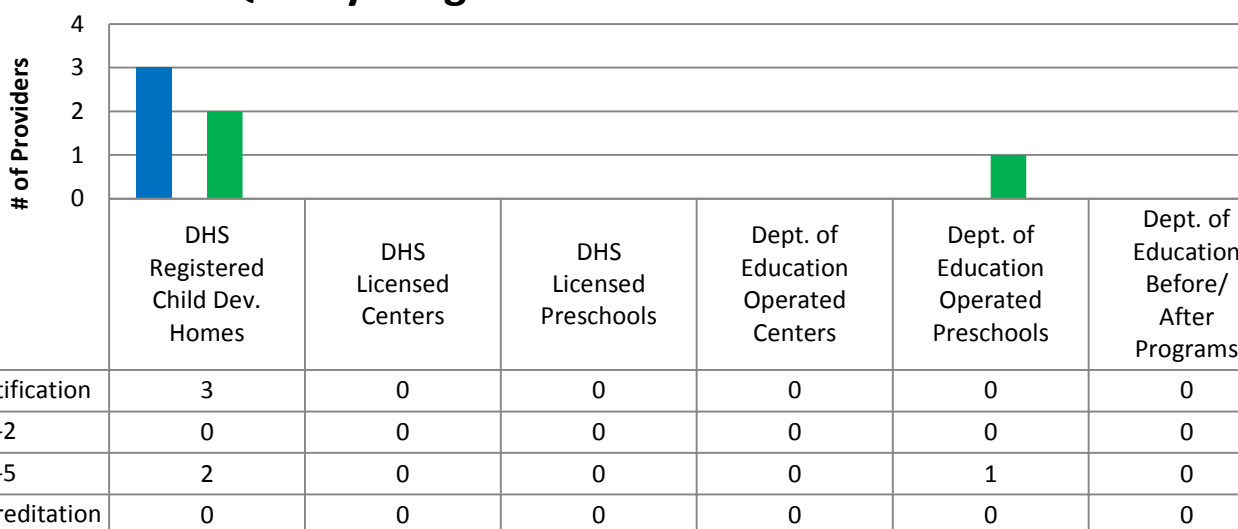
- 6 DHS Registered Child Development Homes
- 0 Dept. of Education Operated Centers
- 4 Dept. of Education Operated Preschools
- 0 Dept. of Education Before/After Programs
- 1 DHS Licensed Centers
- 1 DHS Licensed Preschools
- 6 Non-Registered Child Care Homes

268 Total SPACES listed with CCR&R

- 72 DHS Registered Child Development Homes
- 0 Dept. of Education Operated Centers
- 111 Dept. of Education Operated Preschools
- 0 Dept. of Education Before/After Programs
- 35 DHS Licensed Centers
- 20 DHS Licensed Preschools
- 30 Non-Registered Child Care Homes

*School District Dept of Education programs are not licensed by DHS but meet Standards for Child Care adopted by the State Board of Education.

Quality Programs for Providers



* Programs may choose to participate in more than one quality measure. The number of QRS Providers changes monthly.

Go to <http://www.dhs.state.ia.us/iqrs/> for up-to-date information.

*Centers, Preschools and Before/After school programs do not qualify for ChildNet Certification.

For a family earning the median income of \$61,389 with an infant in child care they would pay:

- 10% of their income before taxes, if their child was in a registered home
- 11% of their income before taxes, if their child was in a licensed center

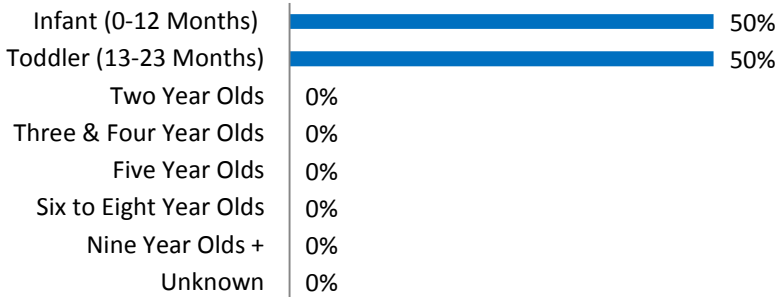
Data source: State Library of Iowa, www.iowadatatcenter.org & the Iowa NACCRRAware database for this reporting year.

Out of 18 child care programs, 10 programs report they accept DHS Child Care Assistance funded children.

Child Care Rates	Infant (0-12 Months)	Toddler (13-23 Months)	Two Year Olds	Three Year Olds	Four & Five Year Olds	Before & After School	Full Time School-Age
Average Per Week							
DHS Registered Child Development Homes	\$122.29	\$122.29	\$120.63	\$120.63	\$120.63	\$36.00	\$116.46
DHS Licensed Centers	\$132.00	\$132.00	\$117.00	\$117.00	\$117.00	\$47.00	\$111.00

* Providers may charge by the month, week, day or hour.

Percent of Requests for Child Care by Age



Range of Preschool Tuition Rates per month - by age

	Lowest	Highest
Three Yr Olds	\$10.00	\$10.00
Four Yr Olds +	N/A	N/A

*Preschool classes range from 1-5 days a week.

*Free preschool programs are not included in the rate ranges above.

CCR&R referred 2 families with 2 children to child care providers.

Requests for Child Care by Type



*Families may request more than one type of care for their child(ren).

Requests for Child Care data is from July 1, 2014 - June 30, 2015.

Data provided by Child Care Resource & Referral using NACCRRAware as of July 1, 2015 unless otherwise noted.