

# Wapello County - July 2015

Total County Population	35,349
Children ages 0 through 5	2,646
Children ages 6 through 9	1,857
Children ages 10 through 12	1,311

Data source: Woods & Poole Population Estimates as of Dec 31, 2014.

Families with all parents working & children under age 6	78%
Median Family Income	\$51,694
Average Weekly Income	\$994

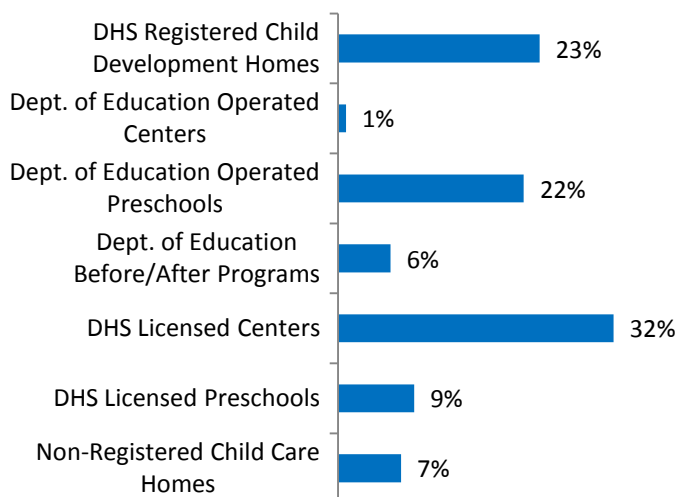
Data source: State Library of Iowa, www.iowadatascenter.org



www.iowaccrr.org

1-877-216-8481

## Percent of Program Spaces



CCR&R may not have all DOE programs listed since they are not regulated by DHS.

## 74 Total PROGRAMS listed with CCR&R


- 35 DHS Registered Child Development Homes
  - 1 Dept. of Education Operated Centers
  - 3 Dept. of Education Operated Preschools
  - 1 Dept. of Education Before/After Programs
- 6 DHS Licensed Centers
  - 4 DHS Licensed Preschools
- 24 Non-Registered Child Care Homes

## 1,643 Total SPACES listed with CCR&R

- 384 DHS Registered Child Development Homes
  - 15 Dept. of Education Operated Centers
- 354 Dept. of Education Operated Preschools
- 100 Dept. of Education Before/After Programs
- 525 DHS Licensed Centers
  - 145 DHS Licensed Preschools
- 120 Non-Registered Child Care Homes

\*School District Dept of Education programs are not licensed by DHS but meet Standards for Child Care adopted by the State Board of Education.

## Quality Programs for Providers



\* Programs may choose to participate in more than one quality measure. The number of QRS Providers changes monthly.

Go to <http://www.dhs.state.ia.us/iqrs/> for up-to-date information.

\*Centers, Preschools and Before/After school programs do not qualify for ChildNet Certification.

**For a family earning the median income of \$51,694 with an infant in child care they would pay:**

- 13% of their income before taxes, if their child was in a registered home
- 17% of their income before taxes, if their child was in a licensed center

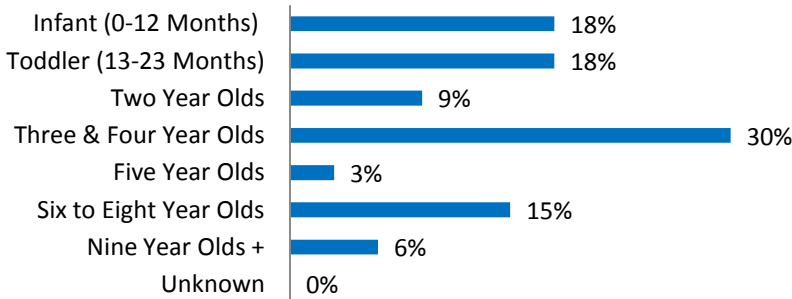
Data source: State Library of Iowa, www.iowadatabase.org & the Iowa NACCRRAware database for this reporting year.

**Out of 74 child care programs, 58 programs report they accept DHS Child Care Assistance funded children.**

Child Care Rates Average Per Week	Infant (0-12 Months)	Toddler (13-23 Months)	Two Year Olds	Three Year Olds	Four & Five Year Olds	Before & After School	Full Time School-Age
DHS Registered Child Development Homes	\$125.16	\$125.64	\$121.04	\$117.65	\$117.65	\$56.14	\$113.87
DHS Licensed Centers	\$164.03	\$164.03	\$139.87	\$139.87	\$139.87	N/A	N/A

\* Providers may charge by the month, week, day or hour.

### Percent of Requests for Child Care by Age



### Range of Preschool Tuition Rates per month - by age

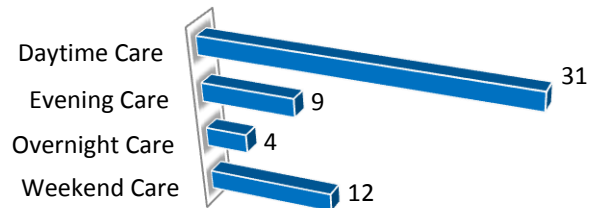
	Lowest	Highest
Three Yr Olds	\$100.00	\$130.00
Four Yr Olds +	\$100.00	\$130.00

\*Preschool classes range from 1-5 days a week.

\*Free preschool programs are not included in the rate ranges above.

**CCR&R referred 22 families with 33 children to child care providers.**

### Requests for Child Care by Type



\*Families may request more than one type of care for their child(ren).  
Requests for Child Care data is from July 1, 2014 - June 30, 2015.

Data provided by Child Care Resource & Referral using NACCRRAware as of July 1, 2015 unless otherwise noted.