

# Jasper County - July 2015

Total County Population	36,703
Children ages 0 through 5	2,471
Children ages 6 through 9	1,831
Children ages 10 through 12	1,444

Data source: Woods & Poole Population Estimates as of Dec 31, 2014.

Families with all parents working & children under age 6	82%
Median Family Income	\$63,418
Average Weekly Income	\$1,220

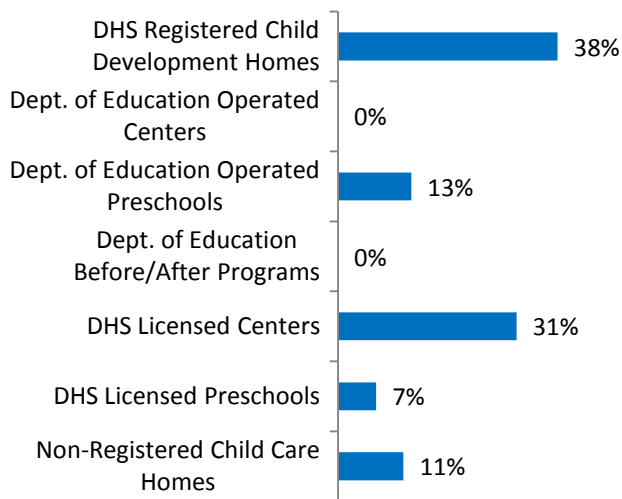
Data source: State Library of Iowa, www.iowadatascenter.org



www.iowaccrr.org

1-877-216-8481

## Percent of Program Spaces



CCR&R may not have all DOE programs listed since they are not regulated by DHS.

## 107 Total PROGRAMS listed with CCR&R

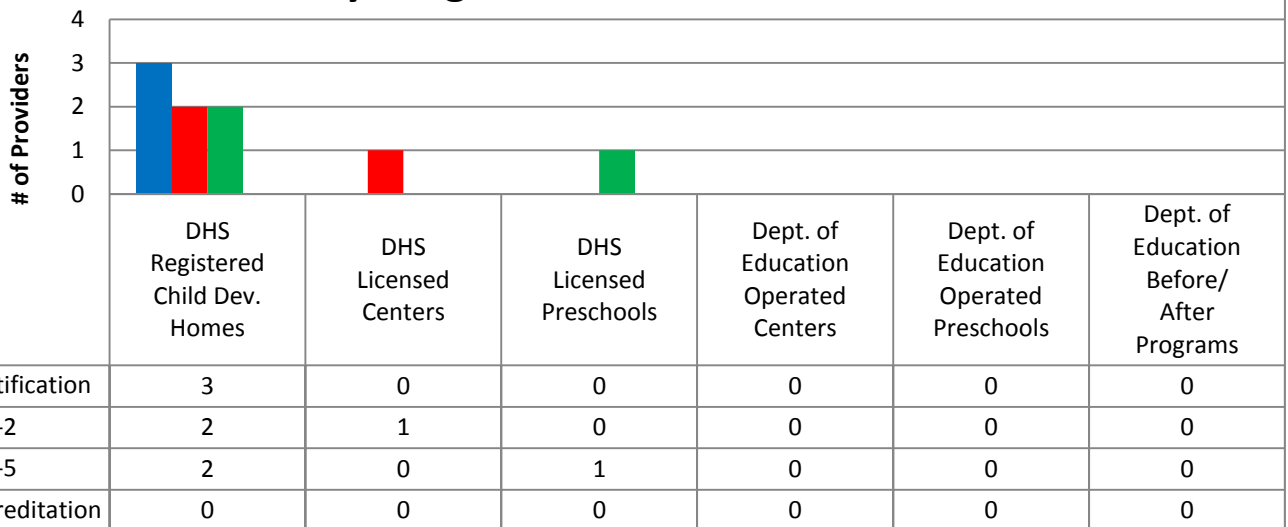
- 56 DHS Registered Child Development Homes
- 0 Dept. of Education Operated Centers
- 4 Dept. of Education Operated Preschools
- 0 Dept. of Education Before/After Programs
- 8 DHS Licensed Centers
- 4 DHS Licensed Preschools
- 35 Non-Registered Child Care Homes

## 1,539 Total SPACES listed with CCR&R

- 588 DHS Registered Child Development Homes
- 0 Dept. of Education Operated Centers
- 196 Dept. of Education Operated Preschools
- 0 Dept. of Education Before/After Programs
- 478 DHS Licensed Centers
- 102 DHS Licensed Preschools
- 175 Non-Registered Child Care Homes

\*School District Dept of Education programs are not licensed by DHS but meet Standards for Child Care adopted by the State Board of Education.

## Quality Programs for Providers



\* Programs may choose to participate in more than one quality measure. The number of QRS Providers changes monthly.

Go to <http://www.dhs.state.ia.us/iqrs/> for up-to-date information.

\*Centers, Preschools and Before/After school programs do not qualify for ChildNet Certification.

**For a family earning the median income of \$63,418 with an infant in child care they would pay:**

- 10% of their income before taxes, if their child was in a registered home
- 13% of their income before taxes, if their child was in a licensed center

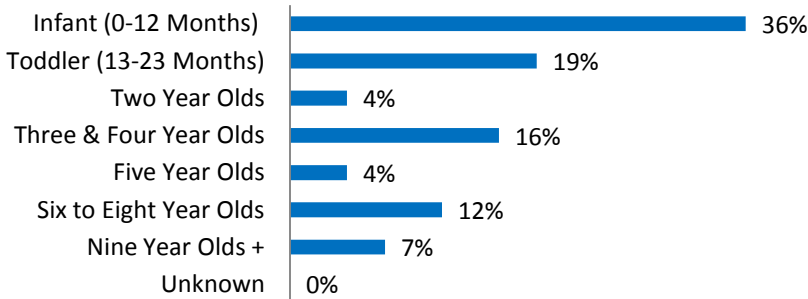
*Data source: State Library of Iowa, www.iowadatabase.org & the Iowa NACCRRAware database for this reporting year.*

**Out of 107 child care programs, 82 programs report they accept DHS Child Care Assistance funded children.**

Child Care Rates Average Per Week	Infant (0-12 Months)	Toddler (13-23 Months)	Two Year Olds	Three Year Olds	Four & Five Year Olds	Before & After School	Full Time School-Age
DHS Registered Child Development Homes	\$124.79	\$122.55	\$117.63	\$114.32	\$111.91	\$66.45	\$111.04
DHS Licensed Centers	\$154.67	\$154.67	\$140.29	\$137.25	\$135.00	\$70.86	\$119.38

*\* Providers may charge by the month, week, day or hour.*

### Percent of Requests for Child Care by Age



### Range of Preschool Tuition Rates per month - by age

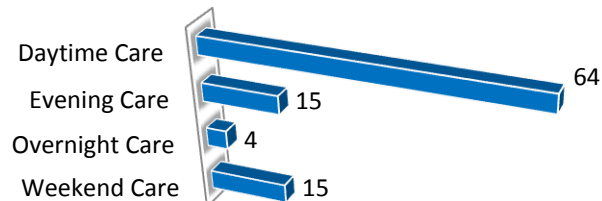
	Lowest	Highest
Three Yr Olds	\$50.00	\$100.00
Four Yr Olds +	\$45.00	\$125.00

*\*Preschool classes range from 1-5 days a week.*

*\*Free preschool programs are not included in the rate ranges above.*

**CCR&R referred 49 families with 67 children to child care providers.**

### Requests for Child Care by Type



*\*Families may request more than one type of care for their child(ren). Requests for Child Care data is from July 1, 2014 - June 30, 2015.*

*Data provided by Child Care Resource & Referral using NACCRRAware as of July 1, 2015 unless otherwise noted.*