

Dubuque County - July 2015

Total County Population	95,900
Children ages 0 through 5	7,122
Children ages 6 through 9	4,934
Children ages 10 through 12	3,709

Data source: Woods & Poole Population Estimates as of Dec 31, 2014.

Families with all parents working & children under age 6	79%
Median Family Income	\$66,046
Average Weekly Income	\$1,270

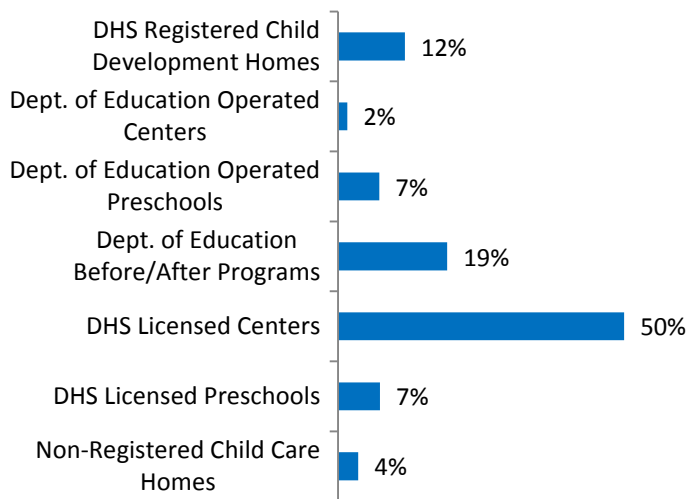
Data source: State Library of Iowa, www.iowadatascenter.org



www.iowaccrr.org

1-877-216-8481

Percent of Program Spaces



CCR&R may not have all DOE programs listed since they are not regulated by DHS.

192 Total PROGRAMS listed with CCR&R

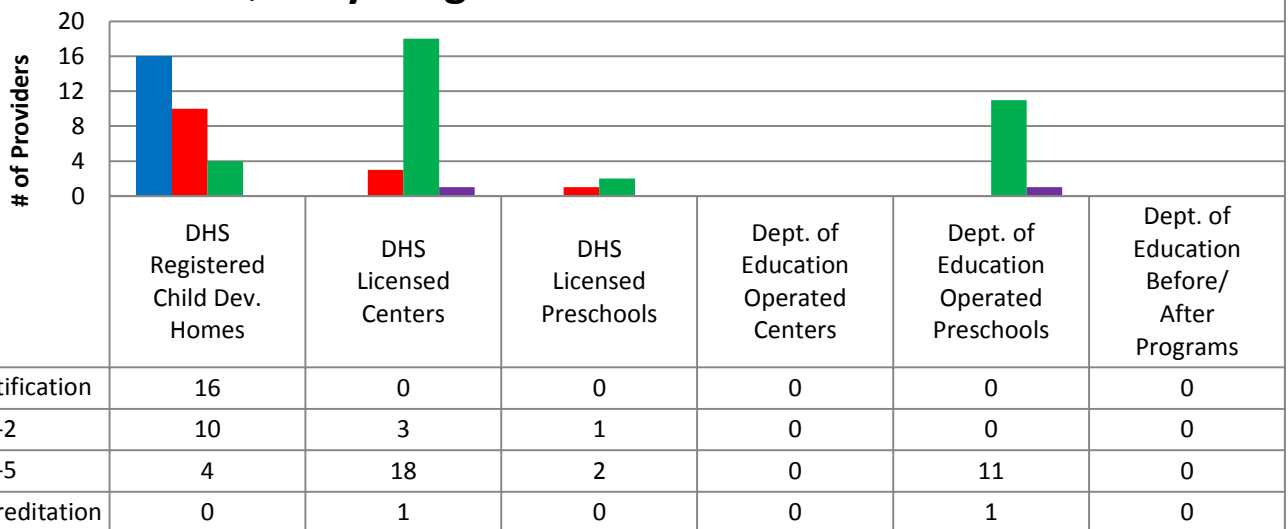
- 66 DHS Registered Child Development Homes
 - 1 Dept. of Education Operated Centers
 - 22 Dept. of Education Operated Preschools
 - 18 Dept. of Education Before/After Programs
- 29 DHS Licensed Centers
- 12 DHS Licensed Preschools
- 44 Non-Registered Child Care Homes

6,236 Total SPACES listed with CCR&R

- 724 DHS Registered Child Development Homes
- 100 Dept. of Education Operated Centers
- 448 Dept. of Education Operated Preschools
- 1,185 Dept. of Education Before/After Programs
- 3,104 DHS Licensed Centers
- 455 DHS Licensed Preschools
- 220 Non-Registered Child Care Homes

*School District Dept of Education programs are not licensed by DHS but meet Standards for Child Care adopted by the State Board of Education.

Quality Programs for Providers



* Programs may choose to participate in more than one quality measure. The number of QRS Providers changes monthly.

Go to <http://www.dhs.state.ia.us/iqrs/> for up-to-date information.

*Centers, Preschools and Before/After school programs do not qualify for ChildNet Certification.

For a family earning the median income of \$66,046 with an infant in child care they would pay:

- 10% of their income before taxes, if their child was in a registered home
- 15% of their income before taxes, if their child was in a licensed center

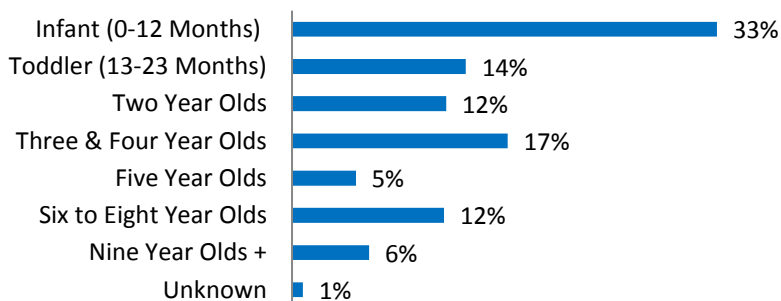
Data source: State Library of Iowa, www.iowadatabase.org & the Iowa NACCRRAware database for this reporting year.

Out of 192 child care programs, 147 programs report they accept DHS Child Care Assistance funded children.

Child Care Rates	Infant (0-12 Months)	Toddler (13-23 Months)	Two Year Olds	Three Year Olds	Four & Five Year Olds	Before & After School	Full Time School-Age
Average Per Week							
DHS Registered Child Development Homes	\$126.63	\$124.43	\$123.44	\$121.91	\$122.48	\$60.38	\$111.05
DHS Licensed Centers	\$188.21	\$188.21	\$165.19	\$132.43	\$128.81	\$48.70	\$149.47

** Providers may charge by the month, week, day or hour.*

Percent of Requests for Child Care by Age



Range of Preschool Tuition Rates per month - by age

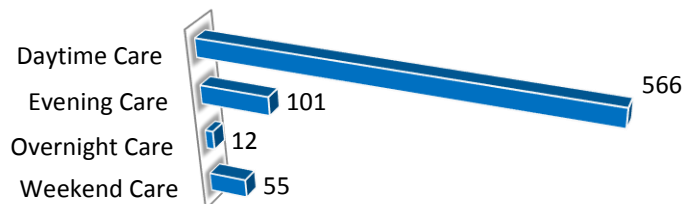
	Lowest	Highest
Three Yr Olds	\$105.00	\$280.00
Four Yr Olds +	\$177.00	\$290.00

**Preschool classes range from 1-5 days a week.*

**Free preschool programs are not included in the rate ranges above.*

CCR&R referred 381 families with 581 children to child care providers.

Requests for Child Care by Type



**Families may request more than one type of care for their child(ren).*

Requests for Child Care data is from July 1, 2014 - June 30, 2015.

Data provided by Child Care Resource & Referral using NACCRRAware as of July 1, 2015 unless otherwise noted.