

# Carroll County - July 2015

Total County Population	20,590
Children ages 0 through 5	1,624
Children ages 6 through 9	1,132
Children ages 10 through 12	785

Data source: Woods & Poole Population Estimates as of Dec 31, 2014.

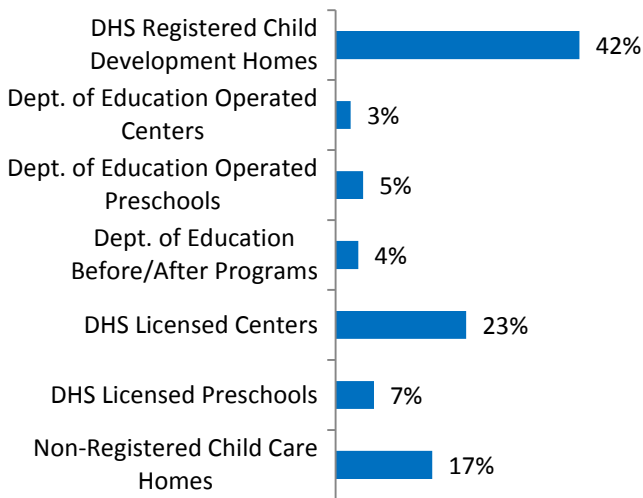
Families with all parents working & children under age 6	82%
Median Family Income	\$64,495
Average Weekly Income	\$1,240

Data source: State Library of Iowa, [www.iowadatatcenter.org](http://www.iowadatatcenter.org)



[www.iowaccrr.org](http://www.iowaccrr.org)  
1-877-216-8481

## Percent of Program Spaces



CCR&R may not have all DOE programs listed since they are not regulated by DHS.

## 122 Total PROGRAMS listed with CCR&R

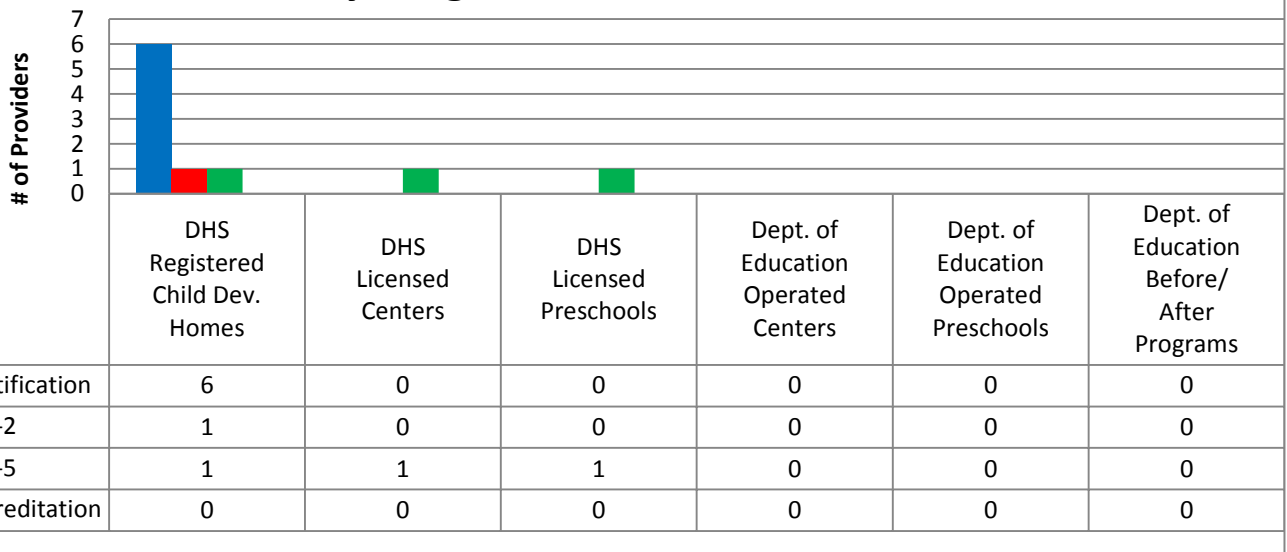
- 55 DHS Registered Child Development Homes
  - 1 Dept. of Education Operated Centers
  - 4 Dept. of Education Operated Preschools
  - 1 Dept. of Education Before/After Programs
- 5 DHS Licensed Centers
- 5 DHS Licensed Preschools
- 51 Non-Registered Child Care Homes

## 1,518 Total SPACES listed with CCR&R

- 644 DHS Registered Child Development Homes
  - 40 Dept. of Education Operated Centers
  - 73 Dept. of Education Operated Preschools
  - 60 Dept. of Education Before/After Programs
- 345 DHS Licensed Centers
- 101 DHS Licensed Preschools
- 255 Non-Registered Child Care Homes

\*School District Dept of Education programs are not licensed by DHS but meet Standards for Child Care adopted by the State Board of Education.

## Quality Programs for Providers



\* Programs may choose to participate in more than one quality measure. The number of QRS Providers changes monthly.

Go to <http://www.dhs.state.ia.us/iqrs/> for up-to-date information.

\*Centers, Preschools and Before/After school programs do not qualify for ChildNet Certification.

**For a family earning the median income of \$64,495 with an infant in child care they would pay:**

- 10% of their income before taxes, if their child was in a registered home
- 11% of their income before taxes, if their child was in a licensed center

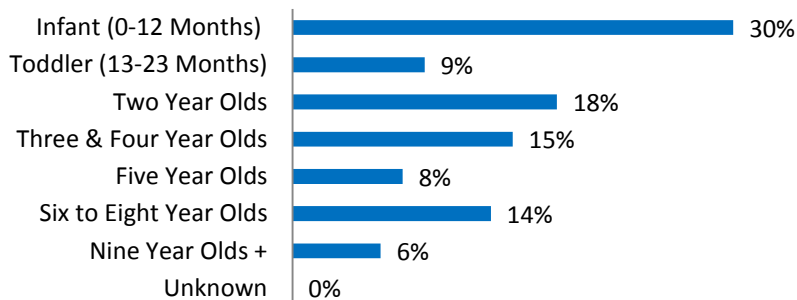
Data source: State Library of Iowa, [www.iowadatabase.org](http://www.iowadatabase.org) & the Iowa NACCRRAware database for this reporting year.

**Out of 122 child care programs, 92 programs report they accept DHS Child Care Assistance funded children.**

Child Care Rates	Infant (0-12 Months)	Toddler (13-23 Months)	Two Year Olds	Three Year Olds	Four & Five Year Olds	Before & After School	Full Time School-Age
Average Per Week							
DHS Registered Child Development Homes	\$124.59	\$124.61	\$123.79	\$123.98	\$122.29	\$62.54	\$116.86
DHS Licensed Centers	\$135.00	\$135.00	\$130.00	\$130.00	\$130.00	\$65.00	\$130.00

\* Providers may charge by the month, week, day or hour.

### Percent of Requests for Child Care by Age



### Range of Preschool Tuition Rates per month - by age

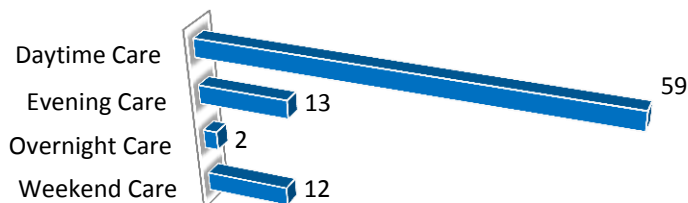
	Lowest	Highest
Three Yr Olds	N/A	N/A
Four Yr Olds +	N/A	N/A

\*Preschool classes range from 1-5 days a week.

\*Free preschool programs are not included in the rate ranges above.

**CCR&R referred 39 families with 66 children to child care providers.**

### Requests for Child Care by Type



\*Families may request more than one type of care for their child(ren).

Requests for Child Care data is from July 1, 2014 - June 30, 2015.

Data provided by Child Care Resource & Referral using NACCRRAware as of July 1, 2015 unless otherwise noted.