

Butler County - July 2015

Total County Population	15,023
Children ages 0 through 5	1,114
Children ages 6 through 9	862
Children ages 10 through 12	577

Data source: Woods & Poole Population Estimates as of Dec 31, 2014.

Families with all parents working & children under age 6	78%
Median Family Income	\$63,153
Average Weekly Income	\$1,214

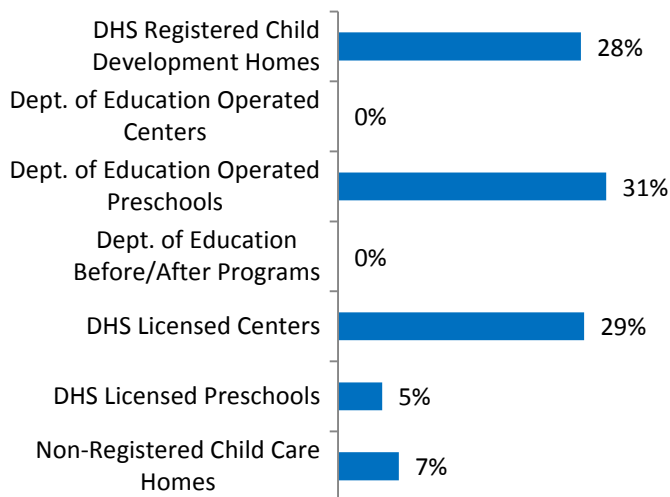
Data source: State Library of Iowa, www.iowadatascenter.org



www.iowaccrr.org

1-877-216-8481

Percent of Program Spaces



CCR&R may not have all DOE programs listed since they are not regulated by DHS.

44 Total PROGRAMS listed with CCR&R

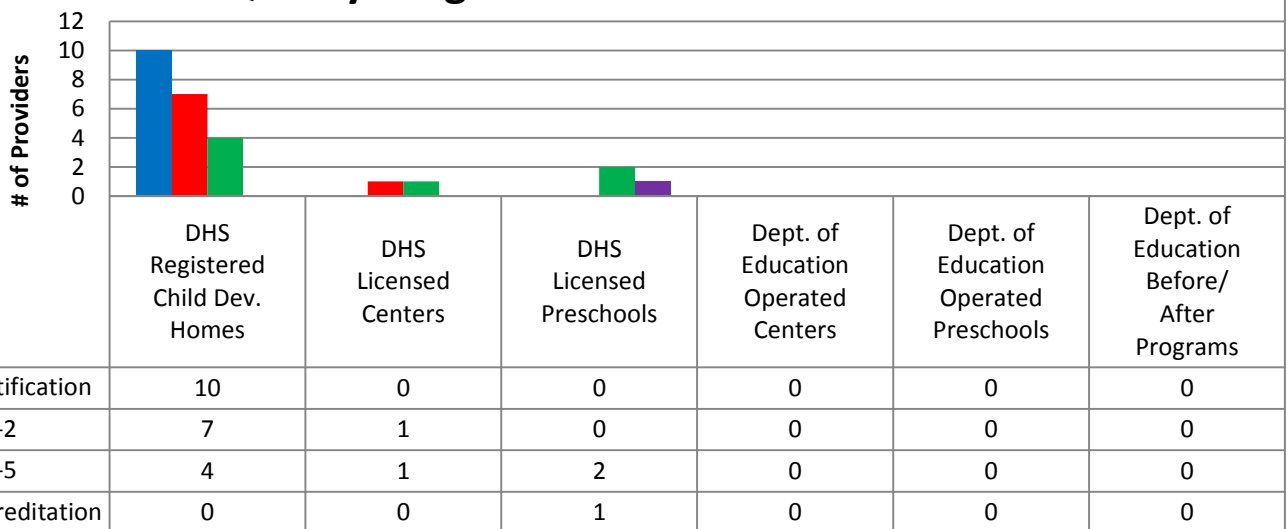
- 19 DHS Registered Child Development Homes
- 0 Dept. of Education Operated Centers
- 7 Dept. of Education Operated Preschools
- 0 Dept. of Education Before/After Programs
- 5 DHS Licensed Centers
- 2 DHS Licensed Preschools
- 11 Non-Registered Child Care Homes

781 Total SPACES listed with CCR&R

- 220 DHS Registered Child Development Homes
- 0 Dept. of Education Operated Centers
- 243 Dept. of Education Operated Preschools
- 0 Dept. of Education Before/After Programs
- 223 DHS Licensed Centers
- 40 DHS Licensed Preschools
- 55 Non-Registered Child Care Homes

*School District Dept of Education programs are not licensed by DHS but meet Standards for Child Care adopted by the State Board of Education.

Quality Programs for Providers



* Programs may choose to participate in more than one quality measure. The number of QRS Providers changes monthly.

Go to <http://www.dhs.state.ia.us/iqrs/> for up-to-date information.

*Centers, Preschools and Before/After school programs do not qualify for ChildNet Certification.

For a family earning the median income of \$63,153 with an infant in child care they would pay:

- 10% of their income before taxes, if their child was in a registered home
- 12% of their income before taxes, if their child was in a licensed center

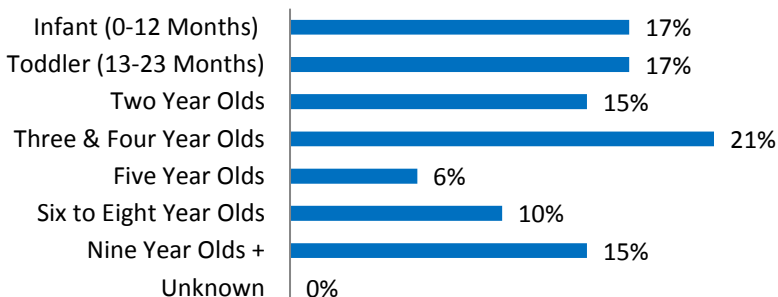
Data source: State Library of Iowa, www.iowadatabase.org & the Iowa NACCRRAware database for this reporting year.

Out of 44 child care programs, 37 programs report they accept DHS Child Care Assistance funded children.

Child Care Rates	Infant (0-12 Months)	Toddler (13-23 Months)	Two Year Olds	Three Year Olds	Four & Five Year Olds	Before & After School	Full Time School-Age
Average Per Week							
DHS Registered Child Development Homes	\$123.50	\$122.36	\$122.36	\$122.33	\$118.48	\$53.35	\$117.93
DHS Licensed Centers	\$147.60	\$147.60	\$139.50	\$131.12	\$131.12	\$30.50	\$131.12

** Providers may charge by the month, week, day or hour.*

Percent of Requests for Child Care by Age



Range of Preschool Tuition Rates per month - by age

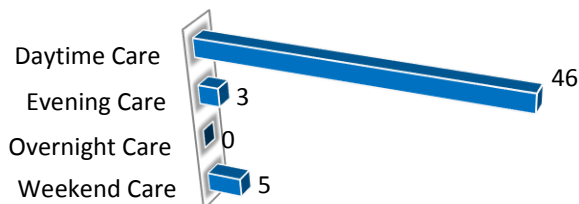
	Lowest	Highest
Three Yr Olds	\$65.00	\$125.00
Four Yr Olds +	\$125.00	\$125.00

**Preschool classes range from 1-5 days a week.*

**Free preschool programs are not included in the rate ranges above.*

CCR&R referred 29 families with 48 children to child care providers.

Requests for Child Care by Type



**Families may request more than one type of care for their child(ren).*

Requests for Child Care data is from July 1, 2014 - June 30, 2015.

Data provided by Child Care Resource & Referral using NACCRRAware as of July 1, 2015 unless otherwise noted.