

# Winneshiek County - July 2013

Total County Population	21,007
Children ages 0 through 5	1,263
Children ages 6 through 9	938
Children ages 10 through 12	704

Data source: Woods & Poole Population Estimates as of Dec 31, 2012.

Families with all parents working & children under age 6	85%
Median Family Income	\$63,547
Average Weekly Income	\$1,222

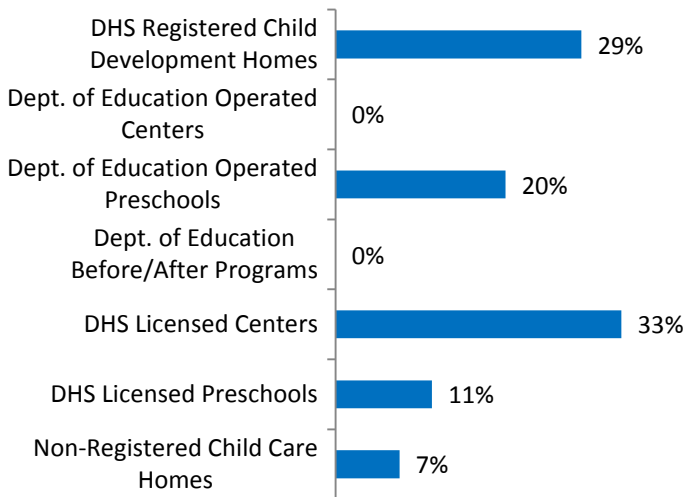
Data source: State Library of Iowa, www.iowadatatcenter.org



www.iowaccrr.org

1-877-216-8481

## Percent of Program Spaces



CCR&R may not have all DOE programs listed since they are not regulated by DHS.

## 56 Total PROGRAMS listed with CCR&R

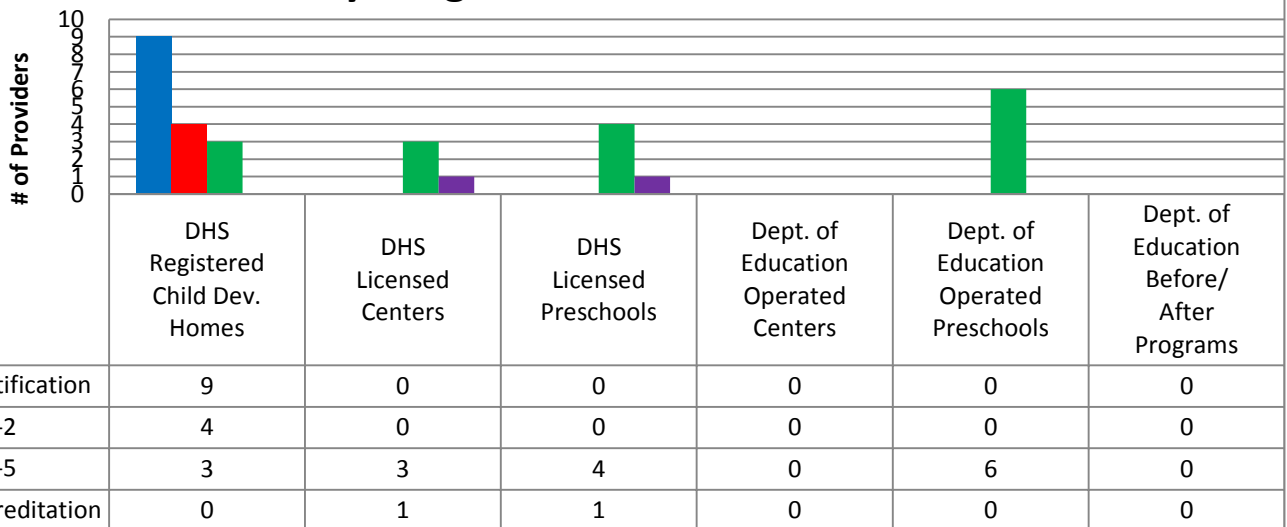
- 24 DHS Registered Child Development Homes
- 0 Dept. of Education Operated Centers
- 7 Dept. of Education Operated Preschools
- 0 Dept. of Education Before/After Programs
- 5 DHS Licensed Centers
- 5 DHS Licensed Preschools
- 15 Non-Registered Child Care Homes

## 1,010 Total SPACES listed with CCR&R

- 288 DHS Registered Child Development Homes
- 0 Dept. of Education Operated Centers
- 199 Dept. of Education Operated Preschools
- 0 Dept. of Education Before/After Programs
- 335 DHS Licensed Centers
- 113 DHS Licensed Preschools
- 75 Non-Registered Child Care Homes

\*School District Dept of Education programs are not licensed by DHS but meet Standards for Child Care adopted by the State Board of Education.

## Quality Programs for Providers



\* Programs may choose to participate in more than one quality measure. The number of QRS Providers changes monthly.

Go to <http://www.dhs.state.ia.us/iqrs/> for up-to-date information.

\*Centers, Preschools and Before/After school programs do not qualify for ChildNet Certification.

For a family earning the median income of \$63,547 with an infant in child care they would pay:

- 10% of their income before taxes, if their child was in a registered home
- 12% of their income before taxes, if their child was in a licensed center

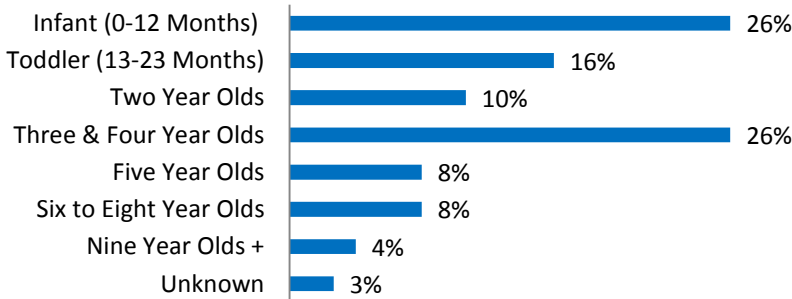
Data source: State Library of Iowa, www.iowadatabase.org & the Iowa NACCRRAware database for this reporting year.

**Out of 56 child care programs, 41 programs report they accept DHS Child Care Assistance funded children.**

Child Care Rates	Infant (0-12 Months)	Toddler (13-23 Months)	Two Year Olds	Three Year Olds	Four & Five Year Olds	Before & After School	Full Time School-Age
Average Per Week							
DHS Registered Child Development Homes	\$119.13	\$116.42	\$115.13	\$111.80	\$109.30	\$34.53	\$107.10
DHS Licensed Centers	\$152.00	\$142.00	\$131.50	\$128.75	\$125.25	\$30.22	\$121.00

\* Providers may charge by the month, week, day or hour.

### Percent of Requests for Child Care by Age



### Range of Preschool Tuition Rates per month - by age

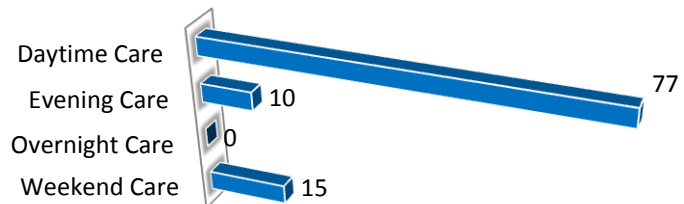
	Lowest	Highest
Three Yr Olds	\$80.00	\$250.00
Four Yr Olds +	\$75.00	\$250.00

\*Preschool classes range from 1-5 days a week.

\*Free preschool programs are not included in the rate ranges above.

**CCR&R referred 55 families with 77 children to child care providers.**

### Requests for Child Care by Type



\*Families may request more than one type of care for their child(ren).

Requests for Child Care data is from July 1, 2012 - June 30, 2013.

Data provided by Child Care Resource & Referral using NACCRRAware as of July 1, 2013 unless otherwise noted.