

# Region 2 Northeast Iowa - July 2013

Total Region Population	512,977
Children ages 0 through 5	38,271
Children ages 6 through 9	25,726
Children ages 10 through 12	19,516

Data source: Woods & Poole Population Estimates as of Dec 31, 2012.

Families with all parents working & children under age 6	75%
Median Family Income	\$59,876
Average Weekly Income	\$1,151

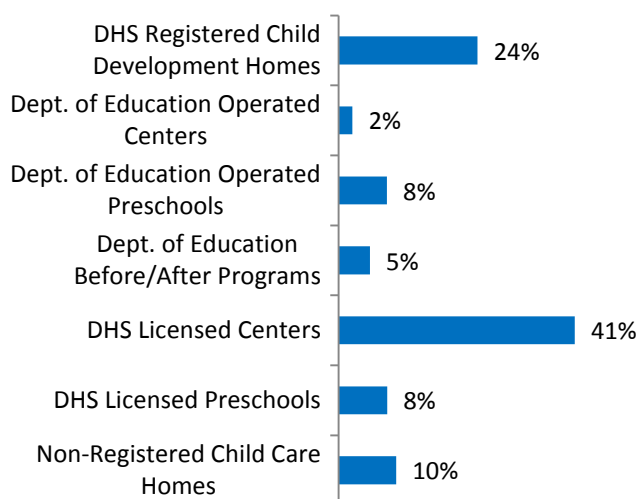
Data source: State Library of Iowa, www.iowadatecenter.org



www.iowaccrr.org

1-877-216-8481

## Percent of Program Spaces



CCR&R may not have all DOE programs listed since they are not regulated by DHS.

## 1,565 Total PROGRAMS listed with CCR&R

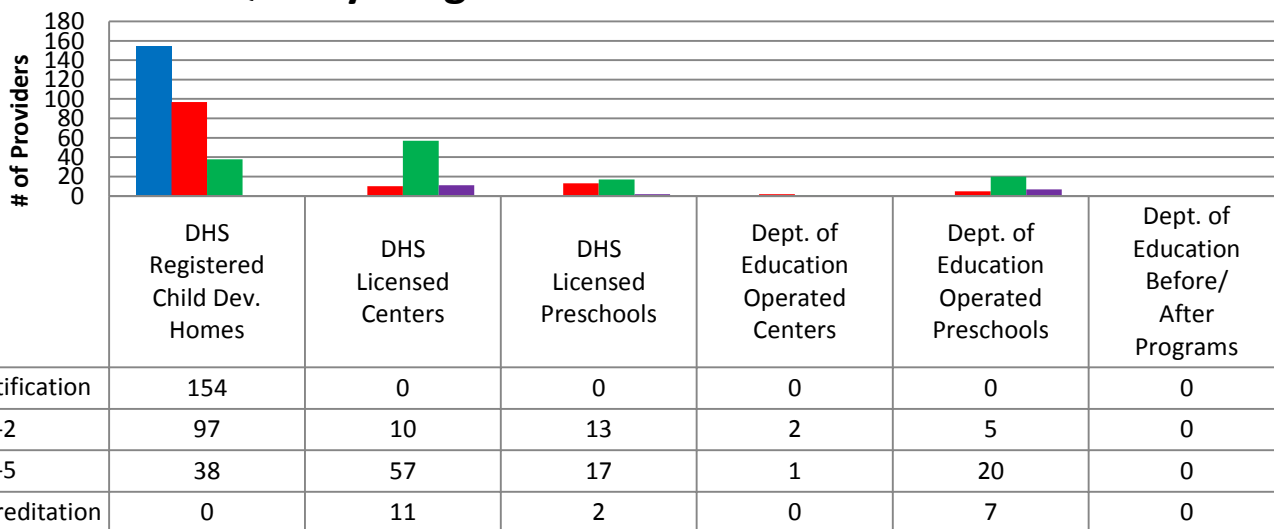
- 631 DHS Registered Child Development Homes
- 14 Dept. of Education Operated Centers
- 93 Dept. of Education Operated Preschools
- 28 Dept. of Education Before/After Programs
- 146 DHS Licensed Centers
- 72 DHS Licensed Preschools
- 581 Non-Registered Child Care Homes

## 28,986 Total SPACES listed with CCR&R

- 7,004 DHS Registered Child Development Homes
- 695 Dept. of Education Operated Centers
- 2,441 Dept. of Education Operated Preschools
- 1,580 Dept. of Education Before/After Programs
- 11,911 DHS Licensed Centers
- 2,450 DHS Licensed Preschools
- 2,905 Non-Registered Child Care Homes

\*School District Dept of Education programs are not licensed by DHS but meet Standards for Child Care adopted by the State Board of Education.

## Quality Programs for Providers



\* Programs may choose to participate in more than one quality measure. The number of QRS Providers changes monthly.

Go to <http://www.dhs.state.ia.us/iqrs/> for up-to-date information.

\*Centers, Preschools and Before/After school programs do not qualify for ChildNet Certification.

**For a family earning the median income of \$59,876 with an infant in child care they would pay:**

- 10% of their income before taxes, if their child was in a registered home
- 13% of their income before taxes, if their child was in a licensed center

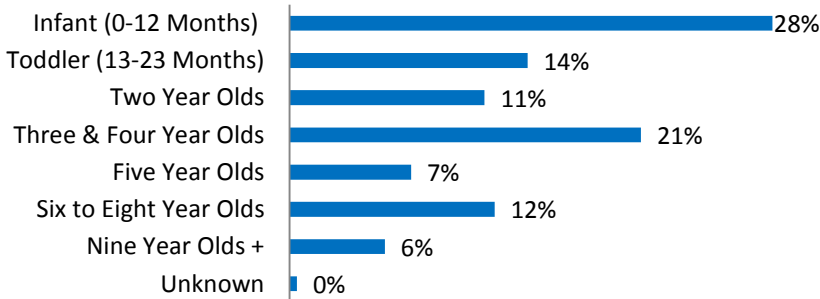
Data source: State Library of Iowa, [www.iowadatabase.org](http://www.iowadatabase.org) & the Iowa NACCRRAware database for this reporting year.

**Out of 1565 child care programs, 1218 programs report they accept DHS Child Care Assistance funded children.**

Child Care Rates	Infant (0-12 Months)	Toddler (13-23 Months)	Two Year Olds	Three Year Olds	Four & Five Year Olds	Before & After School	Full Time School-Age
Average Per Week							
DHS Registered Child Development Homes	\$118.25	\$117.01	\$114.72	\$113.72	\$112.24	\$37.31	\$111.86
DHS Licensed Centers	\$149.25	\$148.43	\$136.44	\$131.95	\$130.49	\$52.53	\$127.37

\* Providers may charge by the month, week, day or hour.

### Percent of Requests for Child Care by Age



### Range of Preschool Tuition Rates per month - by age

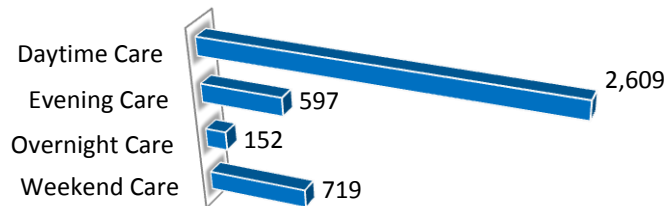
	Lowest	Highest
Three Yr Olds	\$66.25	\$95.94
Four Yr Olds +	\$80.53	\$135.24

\*Preschool classes range from 1-5 days a week.

\*Free preschool programs are not included in the rate ranges above.

**CCR&R referred 1762 families with 2723 children to child care providers.**

### Requests for Child Care by Type



\*Families may request more than one type of care for their child(ren).

Requests for Child Care data is from July 1, 2012 - June 30, 2013.

Data provided by Child Care Resource & Referral using NACCRRAware as of July 1, 2013 unless otherwise noted.