

# Grundy County - July 2013

Total County Population	12,487
Children ages 0 through 5	990
Children ages 6 through 9	633
Children ages 10 through 12	492

Data source: Woods & Poole Population Estimates as of Dec 31, 2012.

Families with all parents working & children under age 6	73%
Median Family Income	\$68,884
Average Weekly Income	\$1,325

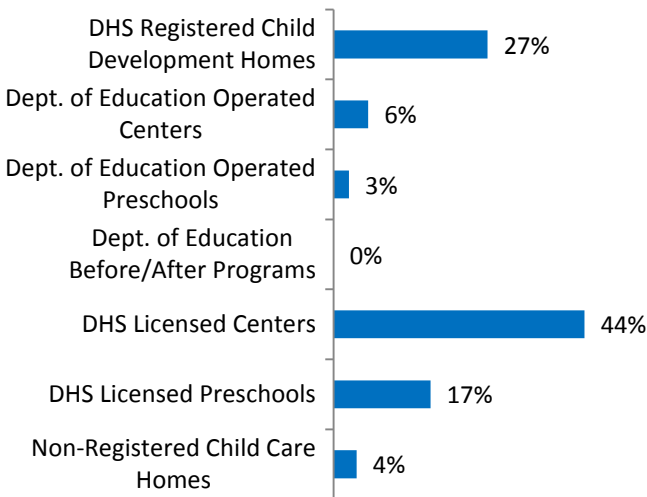
Data source: State Library of Iowa, www.iowadatatcenter.org



www.iowaccrr.org

1-877-216-8481

## Percent of Program Spaces



CCR&R may not have all DOE programs listed since they are not regulated by DHS.

## 34 Total PROGRAMS listed with CCR&R

- 17 DHS Registered Child Development Homes
  - 1 Dept. of Education Operated Centers
  - 1 Dept. of Education Operated Preschools
  - 0 Dept. of Education Before/After Programs
- 6 DHS Licensed Centers
  - 3 DHS Licensed Preschools
- 6 Non-Registered Child Care Homes

## 747 Total SPACES listed with CCR&R

- 200 DHS Registered Child Development Homes
  - 45 Dept. of Education Operated Centers
  - 20 Dept. of Education Operated Preschools
  - 0 Dept. of Education Before/After Programs
- 326 DHS Licensed Centers
  - 126 DHS Licensed Preschools
- 30 Non-Registered Child Care Homes

\*School District Dept of Education programs are not licensed by DHS but meet Standards for Child Care adopted by the State Board of Education.

## Quality Programs for Providers

	# of Providers					
	DHS Registered Child Dev. Homes	DHS Licensed Centers	DHS Licensed Preschools	Dept. of Education Operated Centers	Dept. of Education Operated Preschools	Dept. of Education Before/ After Programs
ChildNet Certification	3	0	0	0	0	0
QRS Levels 1-2	3	3	2	0	0	0
QRS Levels 3-5	0	0	0	0	0	0
National Accreditation	0	0	0	0	0	0

\* Programs may choose to participate in more than one quality measure. The number of QRS Providers changes monthly.

Go to <http://www.dhs.state.ia.us/iqrs/> for up-to-date information.

\*Centers, Preschools and Before/After school programs do not qualify for ChildNet Certification.

**For a family earning the median income of \$68,884 with an infant in child care they would pay:**

- 10% of their income before taxes, if their child was in a registered home
- 11% of their income before taxes, if their child was in a licensed center

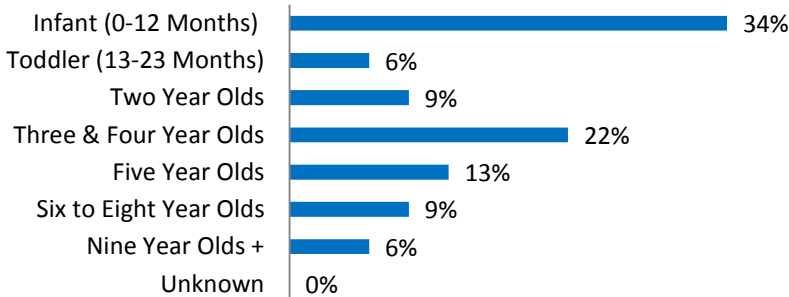
*Data source: State Library of Iowa, www.iowadatabase.org & the Iowa NACCRRAware database for this reporting year.*

**Out of 34 child care programs, 28 programs report they accept DHS Child Care Assistance funded children.**

Child Care Rates	Infant (0-12 Months)	Toddler (13-23 Months)	Two Year Olds	Three Year Olds	Four & Five Year Olds	Before & After School	Full Time School-Age
Average Per Week							
DHS Registered Child Development Homes	\$133.20	\$133.20	\$132.60	\$132.60	\$132.00	\$59.90	\$129.60
DHS Licensed Centers	\$148.45	\$147.45	\$138.88	\$134.43	\$132.83	\$50.00	\$132.50

*\* Providers may charge by the month, week, day or hour.*

### Percent of Requests for Child Care by Age



### Range of Preschool Tuition Rates per month - by age

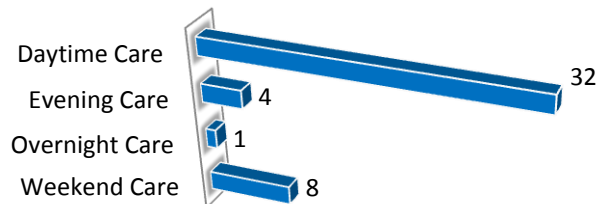
	Lowest	Highest
Three Yr Olds	\$50.00	\$80.00
Four Yr Olds +	\$80.00	\$102.00

*\*Preschool classes range from 1-5 days a week.*

*\*Free preschool programs are not included in the rate ranges above.*

**CCR&R referred 21 families with 32 children to child care providers.**

### Requests for Child Care by Type



*\*Families may request more than one type of care for their child(ren).*

*Requests for Child Care data is from July 1, 2012 - June 30, 2013.*

*Data provided by Child Care Resource & Referral using NACCRRAware as of July 1, 2013 unless otherwise noted.*

**Grundy County**