

Cerro Gordo County - July 2013

Total County Population	43,832
Children ages 0 through 5	2,996
Children ages 6 through 9	1,994
Children ages 10 through 12	1,596

Data source: Woods & Poole Population Estimates as of Dec 31, 2012.

Families with all parents working & children under age 6	77%
Median Family Income	\$61,111
Average Weekly Income	\$1,175

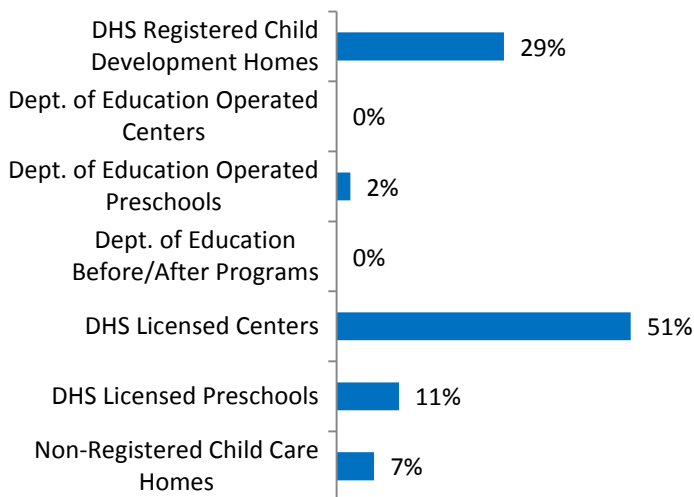
Data source: State Library of Iowa, www.iowadatatcenter.org



www.iowaccrr.org

1-877-216-8481

Percent of Program Spaces



CCR&R may not have all DOE programs listed since they are not regulated by DHS.

118 Total PROGRAMS listed with CCR&R

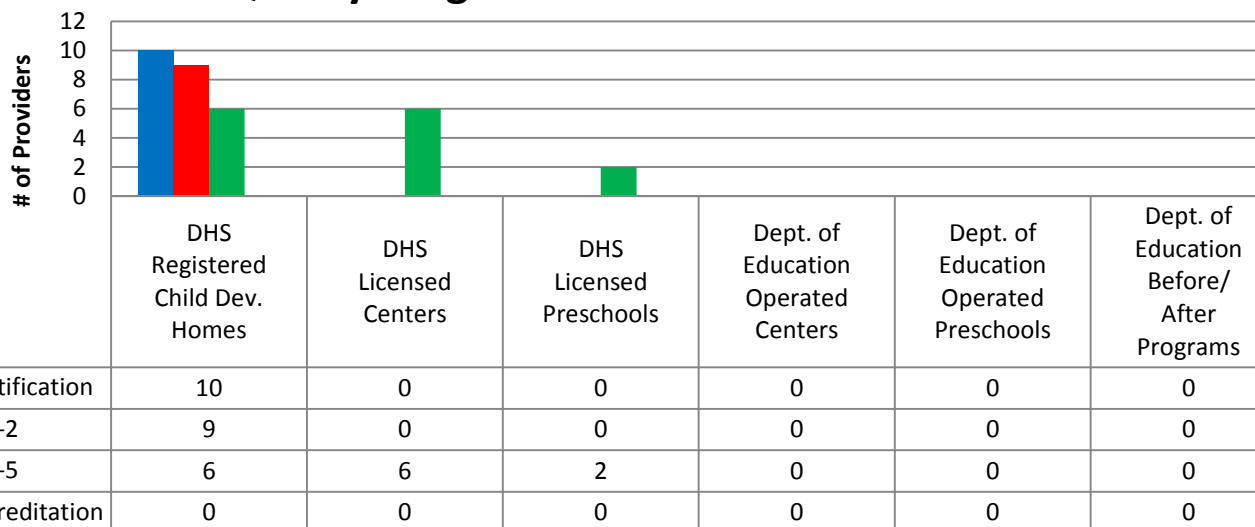
- 64 DHS Registered Child Development Homes
- 0 Dept. of Education Operated Centers
- 3 Dept. of Education Operated Preschools
- 0 Dept. of Education Before/After Programs
- 12 DHS Licensed Centers
- 6 DHS Licensed Preschools
- 33 Non-Registered Child Care Homes

2,529 Total SPACES listed with CCR&R

- 736 DHS Registered Child Development Homes
- 0 Dept. of Education Operated Centers
- 60 Dept. of Education Operated Preschools
- 0 Dept. of Education Before/After Programs
- 1,294 DHS Licensed Centers
- 274 DHS Licensed Preschools
- 165 Non-Registered Child Care Homes

*School District Dept of Education programs are not licensed by DHS but meet Standards for Child Care adopted by the State Board of Education.

Quality Programs for Providers



* Programs may choose to participate in more than one quality measure. The number of QRS Providers changes monthly.

Go to <http://www.dhs.state.ia.us/iqrs/> for up-to-date information.

*Centers, Preschools and Before/After school programs do not qualify for ChildNet Certification.

For a family earning the median income of \$61,111 with an infant in child care they would pay:

- 10% of their income before taxes, if their child was in a registered home
- 14% of their income before taxes, if their child was in a licensed center

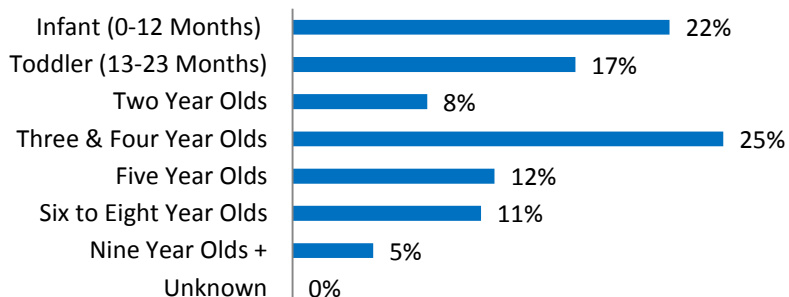
Data source: State Library of Iowa, www.iowadatabase.org & the Iowa NACCRRAware database for this reporting year.

Out of 118 child care programs, 90 programs report they accept DHS Child Care Assistance funded children.

Child Care Rates	Infant (0-12 Months)	Toddler (13-23 Months)	Two Year Olds	Three Year Olds	Four & Five Year Olds	Before & After School	Full Time School-Age
Average Per Week							
DHS Registered Child Development Homes	\$120.95	\$120.95	\$114.75	\$114.00	\$103.55	\$34.95	\$97.40
DHS Licensed Centers	\$158.90	\$158.90	\$127.33	\$127.33	\$127.33	\$51.50	\$131.00

** Providers may charge by the month, week, day or hour.*

Percent of Requests for Child Care by Age



Range of Preschool Tuition Rates per month - by age

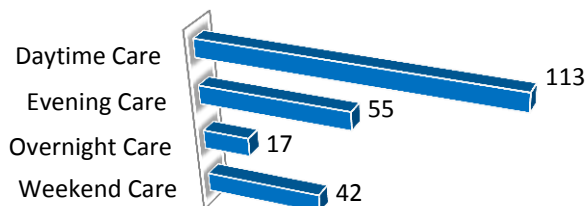
	Lowest	Highest
Three Yr Olds	\$40.00	\$40.00
Four Yr Olds +	\$65.00	\$97.00

**Preschool classes range from 1-5 days a week.*

**Free preschool programs are not included in the rate ranges above.*

CCR&R referred 85 families with 126 children to child care providers.

Requests for Child Care by Type



**Families may request more than one type of care for their child(ren).*

Requests for Child Care data is from July 1, 2012 - June 30, 2013.

Data provided by Child Care Resource & Referral using NACCRRAware as of July 1, 2013 unless otherwise noted.