

Black Hawk County - July 2013

Total County Population	131,657
Children ages 0 through 5	10,097
Children ages 6 through 9	6,283
Children ages 10 through 12	4,533

Data source: Woods & Poole Population Estimates as of Dec 31, 2012.

Families with all parents working & children under age 6	69%
Median Family Income	\$58,480
Average Weekly Income	\$1,125

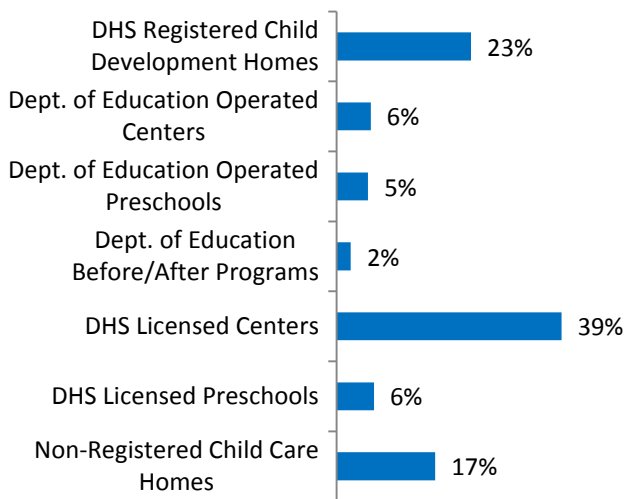
Data source: State Library of Iowa, www.iowadatatcenter.org



www.iowaccrr.org

1-877-216-8481

Percent of Program Spaces



CCR&R may not have all DOE programs listed since they are not regulated by DHS.

540 Total PROGRAMS listed with CCR&R

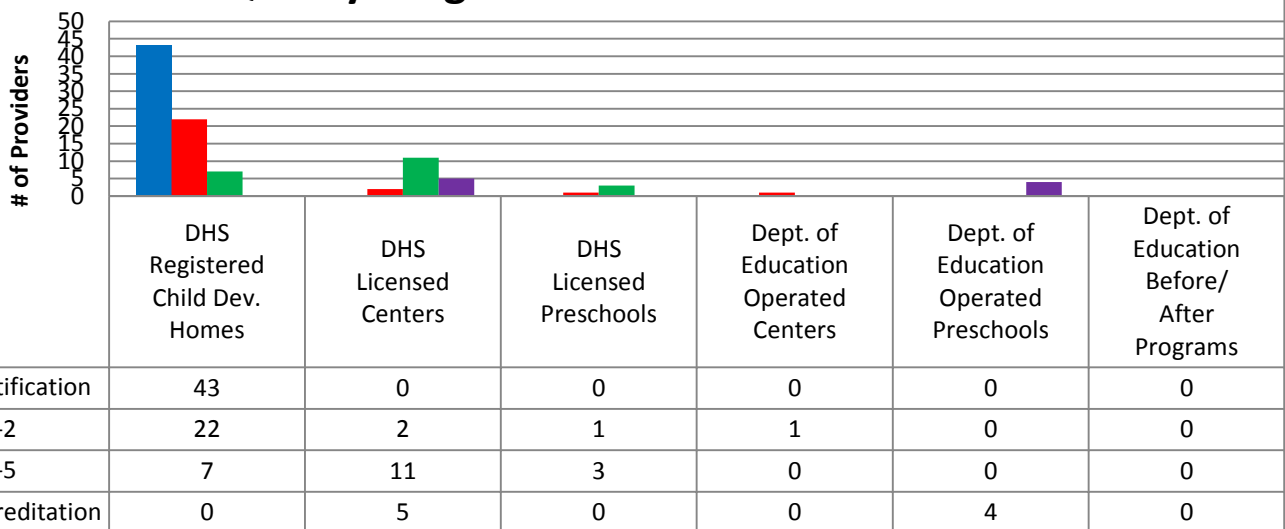
- 180 DHS Registered Child Development Homes
- 10 Dept. of Education Operated Centers
- 19 Dept. of Education Operated Preschools
- 6 Dept. of Education Before/After Programs
- 34 DHS Licensed Centers
- 11 DHS Licensed Preschools
- 280 Non-Registered Child Care Homes

8,161 Total SPACES listed with CCR&R

- 1,908 DHS Registered Child Development Homes
- 484 Dept. of Education Operated Centers
- 447 Dept. of Education Operated Preschools
- 200 Dept. of Education Before/After Programs
- 3,193 DHS Licensed Centers
- 529 DHS Licensed Preschools
- 1,400 Non-Registered Child Care Homes

*School District Dept of Education programs are not licensed by DHS but meet Standards for Child Care adopted by the State Board of Education.

Quality Programs for Providers



* Programs may choose to participate in more than one quality measure. The number of QRS Providers changes monthly.

Go to <http://www.dhs.state.ia.us/iqrs/> for up-to-date information.

*Centers, Preschools and Before/After school programs do not qualify for ChildNet Certification.

For a family earning the median income of \$58,480 with an infant in child care they would pay:

- 12% of their income before taxes, if their child was in a registered home
- 15% of their income before taxes, if their child was in a licensed center

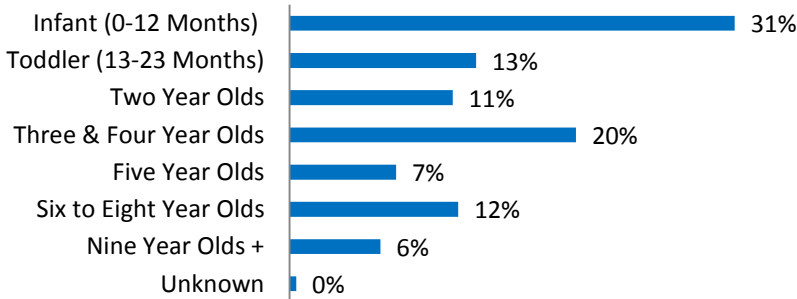
Data source: State Library of Iowa, www.iowadatabase.org & the Iowa NACCRRAware database for this reporting year.

Out of 540 child care programs, 423 programs report they accept DHS Child Care Assistance funded children.

Child Care Rates	Infant (0-12 Months)	Toddler (13-23 Months)	Two Year Olds	Three Year Olds	Four & Five Year Olds	Before & After School	Full Time School-Age
Average Per Week							
DHS Registered Child Development Homes	\$130.42	\$127.69	\$125.70	\$124.70	\$122.97	\$51.39	\$119.24
DHS Licensed Centers	\$168.19	\$167.60	\$146.03	\$138.22	\$135.98	\$72.23	\$133.19

* Providers may charge by the month, week, day or hour.

Percent of Requests for Child Care by Age



Range of Preschool Tuition Rates per month - by age

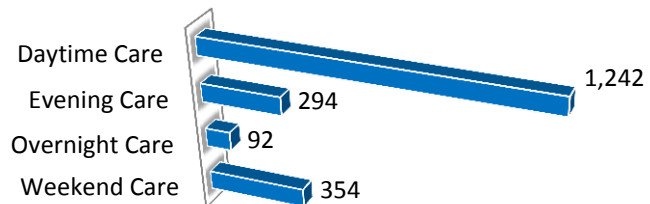
	Lowest	Highest
Three Yr Olds	\$60.00	\$145.00
Four Yr Olds +	\$80.00	\$190.00

*Preschool classes range from 1-5 days a week.

*Free preschool programs are not included in the rate ranges above.

CCR&R referred 849 families with 1312 children to child care providers.

Requests for Child Care by Type



*Families may request more than one type of care for their child(ren).

Requests for Child Care data is from July 1, 2012 - June 30, 2013.

Data provided by Child Care Resource & Referral using NACCRRAware as of July 1, 2013 unless otherwise noted.