

Washington County - July 2013

Total County Population	21,940
Children ages 0 through 5	1,646
Children ages 6 through 9	1,169
Children ages 10 through 12	1,026

Data source: Woods & Poole Population Estimates as of Dec 31, 2012.

Families with all parents working & children under age 6	78%
Median Family Income	\$63,619
Average Weekly Income	\$1,223

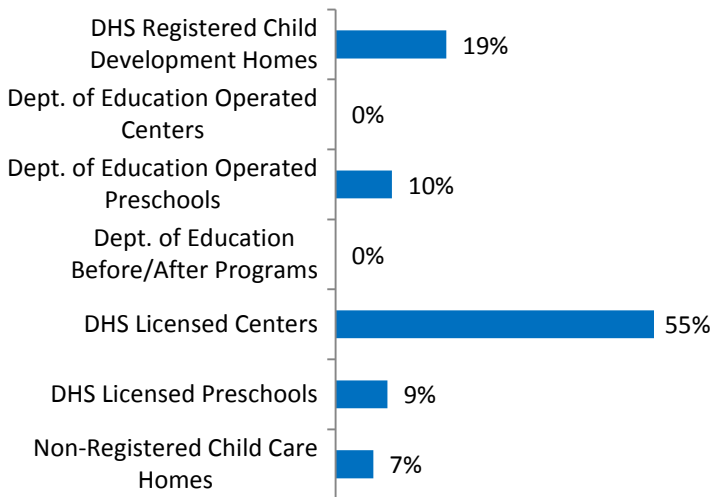
Data source: State Library of Iowa, www.iowadatecenter.org



www.iowaccrr.org

1-877-216-8481

Percent of Program Spaces



CCR&R may not have all DOE programs listed since they are not regulated by DHS.

54 Total PROGRAMS listed with CCR&R

- 20 DHS Registered Child Development Homes
- 0 Dept. of Education Operated Centers
- 4 Dept. of Education Operated Preschools
- 0 Dept. of Education Before/After Programs
- 11 DHS Licensed Centers
- 4 DHS Licensed Preschools
- 15 Non-Registered Child Care Homes

1,143 Total SPACES listed with CCR&R

- 220 DHS Registered Child Development Homes
- 0 Dept. of Education Operated Centers
- 112 Dept. of Education Operated Preschools
- 0 Dept. of Education Before/After Programs
- 633 DHS Licensed Centers
- 103 DHS Licensed Preschools
- 75 Non-Registered Child Care Homes

*School District Dept of Education programs are not licensed by DHS but meet Standards for Child Care adopted by the State Board of Education.

Quality Programs for Providers

	# of Providers					
	DHS Registered Child Dev. Homes	DHS Licensed Centers	DHS Licensed Preschools	Dept. of Education Operated Centers	Dept. of Education Operated Preschools	Dept. of Education Before/After Programs
ChildNet Certification	1	0	0	0	0	0
QRS Levels 1-2	1	0	0	0	0	0
QRS Levels 3-5	0	1	0	0	0	0
National Accreditation	0	1	0	0	0	0

* Programs may choose to participate in more than one quality measure. The number of QRS Providers changes monthly.

Go to <http://www.dhs.state.ia.us/iqrs/> for up-to-date information.

*Centers, Preschools and Before/After school programs do not qualify for ChildNet Certification.

For a family earning the median income of \$63,619 with an infant in child care they would pay:

- 10% of their income before taxes, if their child was in a registered home
- 13% of their income before taxes, if their child was in a licensed center

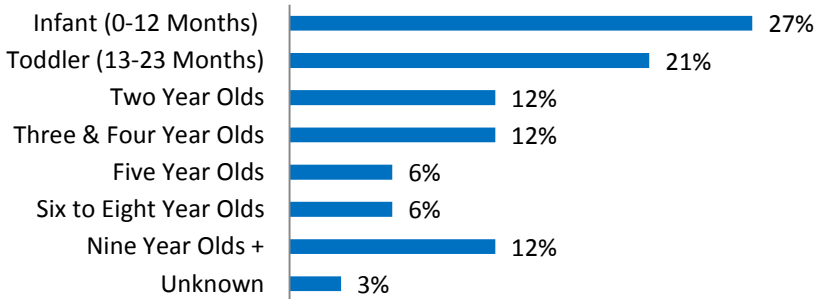
Data source: State Library of Iowa, www.iowadatabase.org & the Iowa NACCRRAware database for this reporting year.

Out of 54 child care programs, 44 programs report they accept DHS Child Care Assistance funded children.

Child Care Rates	Infant (0-12 Months)	Toddler (13-23 Months)	Two Year Olds	Three Year Olds	Four & Five Year Olds	Before & After School	Full Time School-Age
Average Per Week							
DHS Registered Child Development Homes	\$120.40	\$120.40	\$118.55	\$118.55	\$118.55	\$35.00	\$111.00
DHS Licensed Centers	\$158.33	\$158.33	\$138.33	\$138.33	\$138.33	\$64.50	\$127.50

* Providers may charge by the month, week, day or hour.

Percent of Requests for Child Care by Age



Range of Preschool Tuition Rates per month - by age

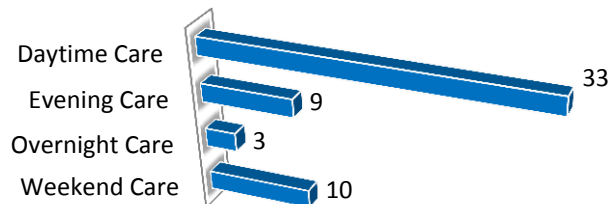
	Lowest	Highest
Three Yr Olds	\$105.00	\$115.00
Four Yr Olds +	\$115.00	\$165.00

*Preschool classes range from 1-5 days a week.

*Free preschool programs are not included in the rate ranges above.

CCR&R referred 25 families with 33 children to child care providers.

Requests for Child Care by Type



*Families may request more than one type of care for their child(ren).

Requests for Child Care data is from July 1, 2012 - June 30, 2013.

Data provided by Child Care Resource & Referral using NACCRRAware as of July 1, 2013 unless otherwise noted.