

# Union County - July 2013

Total County Population	12,533
Children ages 0 through 5	1,004
Children ages 6 through 9	660
Children ages 10 through 12	479

Data source: Woods & Poole Population Estimates as of Dec 31, 2012.

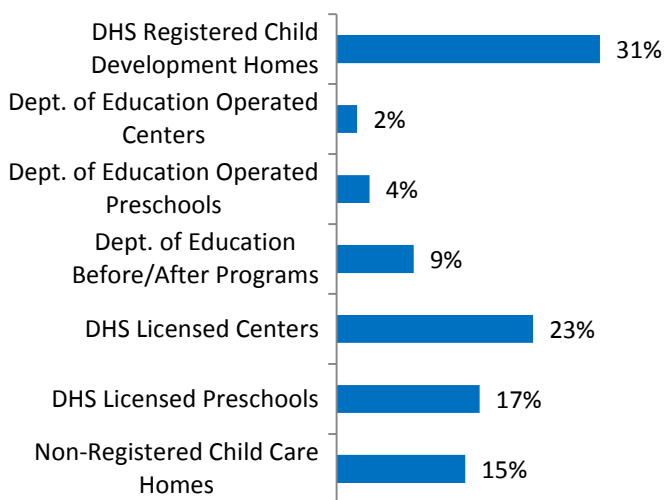
Families with all parents working & children under age 6	89%
Median Family Income	\$54,288
Average Weekly Income	\$1,044

Data source: State Library of Iowa, [www.iowadatatcenter.org](http://www.iowadatatcenter.org)



[www.iowaccrr.org](http://www.iowaccrr.org)  
1-877-216-8481

## Percent of Program Spaces



CCR&R may not have all DOE programs listed since they are not regulated by DHS.

## 62 Total PROGRAMS listed with CCR&R

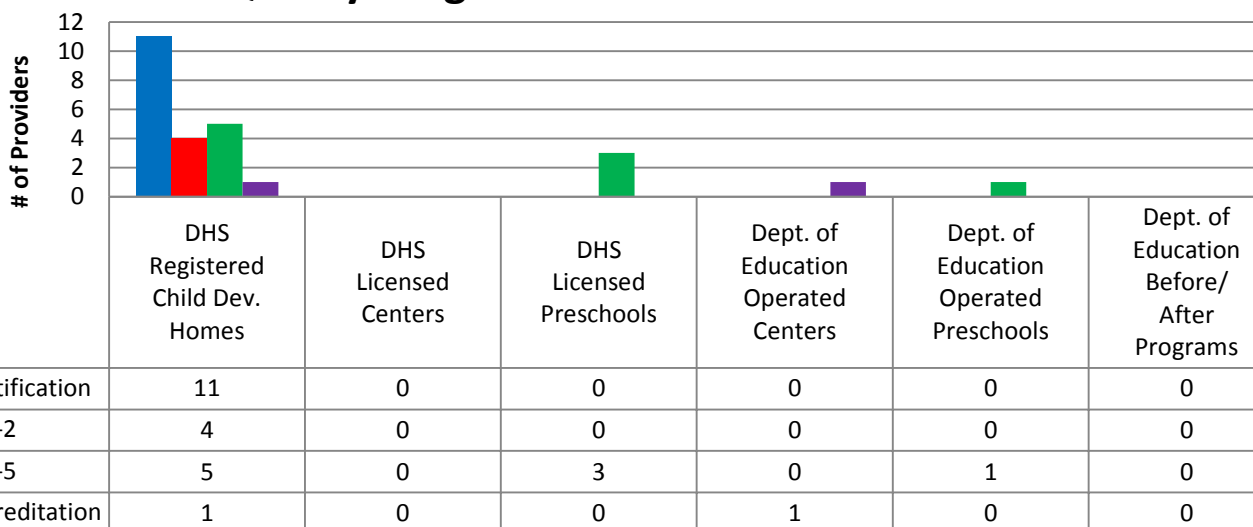
- 25 DHS Registered Child Development Homes
  - 1 Dept. of Education Operated Centers
  - 2 Dept. of Education Operated Preschools
  - 1 Dept. of Education Before/After Programs
- 3 DHS Licensed Centers
- 5 DHS Licensed Preschools
- 25 Non-Registered Child Care Homes

## 838 Total SPACES listed with CCR&R

- 256 DHS Registered Child Development Homes
  - 20 Dept. of Education Operated Centers
  - 32 Dept. of Education Operated Preschools
  - 75 Dept. of Education Before/After Programs
- 191 DHS Licensed Centers
- 139 DHS Licensed Preschools
- 125 Non-Registered Child Care Homes

\*School District Dept of Education programs are not licensed by DHS but meet Standards for Child Care adopted by the State Board of Education.

## Quality Programs for Providers



\* Programs may choose to participate in more than one quality measure. The number of QRS Providers changes monthly.

Go to <http://www.dhs.state.ia.us/iqrs/> for up-to-date information.

\*Centers, Preschools and Before/After school programs do not qualify for ChildNet Certification.

**For a family earning the median income of \$54,288 with an infant in child care they would pay:**

- 10% of their income before taxes, if their child was in a registered home
- 13% of their income before taxes, if their child was in a licensed center

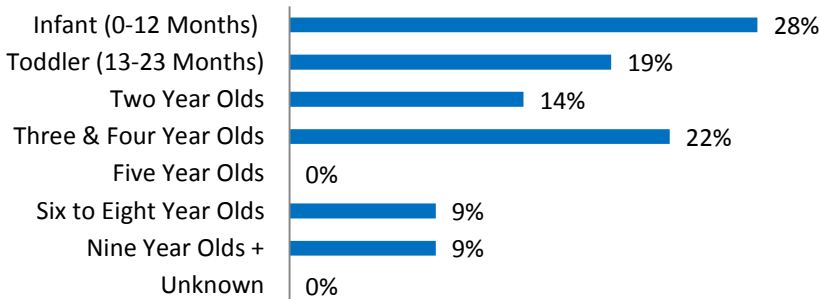
*Data source: State Library of Iowa, www.iowadatatcenter.org & the Iowa NACCRRAware database for this reporting year.*

**Out of 62 child care programs, 51 programs report they accept DHS Child Care Assistance funded children.**

Child Care Rates Average Per Week	Infant (0-12 Months)	Toddler (13-23 Months)	Two Year Olds	Three Year Olds	Four & Five Year Olds	Before & After School	Full Time School-Age
DHS Registered Child Development Homes	\$109.05	\$108.33	\$107.74	\$108.82	\$105.63	\$72.42	\$107.03
DHS Licensed Centers	\$134.00	\$134.00	\$116.00	\$116.00	\$116.00	\$87.75	\$108.25

*\* Providers may charge by the month, week, day or hour.*

### Percent of Requests for Child Care by Age



### Range of Preschool Tuition Rates per month - by age

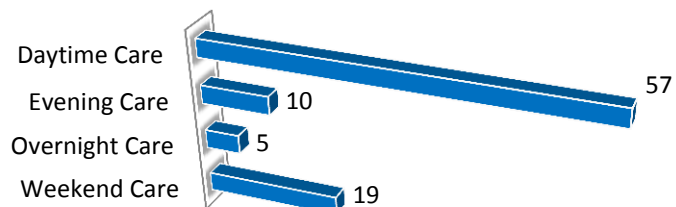
	Lowest	Highest
Three Yr Olds	\$60.00	\$120.00
Four Yr Olds +	\$90.00	\$115.00

*\*Preschool classes range from 1-5 days a week.*

*\*Free preschool programs are not included in the rate ranges above.*

**CCR&R referred 39 families with 58 children to child care providers.**

### Requests for Child Care by Type



*\*Families may request more than one type of care for their child(ren).*

*Requests for Child Care data is from July 1, 2012 - June 30, 2013.*

*Data provided by Child Care Resource & Referral using NACCRRAware as of July 1, 2013 unless otherwise noted.*