

Scott County - July 2013

Total County Population	<u>167,641</u>
Children ages 0 through 5	<u>13,572</u>
Children ages 6 through 9	<u>9,244</u>
Children ages 10 through 12	<u>6,856</u>

Data source: Woods & Poole Population Estimates as of Dec 31, 2012.

Families with all parents working & children under age 6	<u>71%</u>
Median Family Income	<u>\$66,869</u>
Average Weekly Income	<u>\$1,286</u>

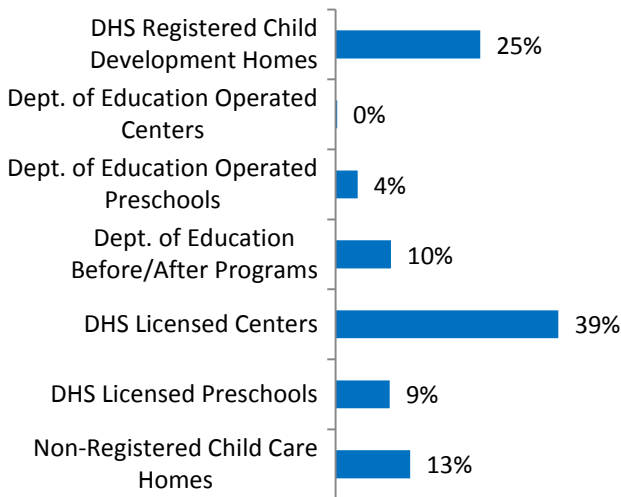
Data source: State Library of Iowa, www.iowadatatcenter.org



www.iowaccrr.org

1-877-216-8481

Percent of Program Spaces



CCR&R may not have all DOE programs listed since they are not regulated by DHS.

603 Total PROGRAMS listed with CCR&R

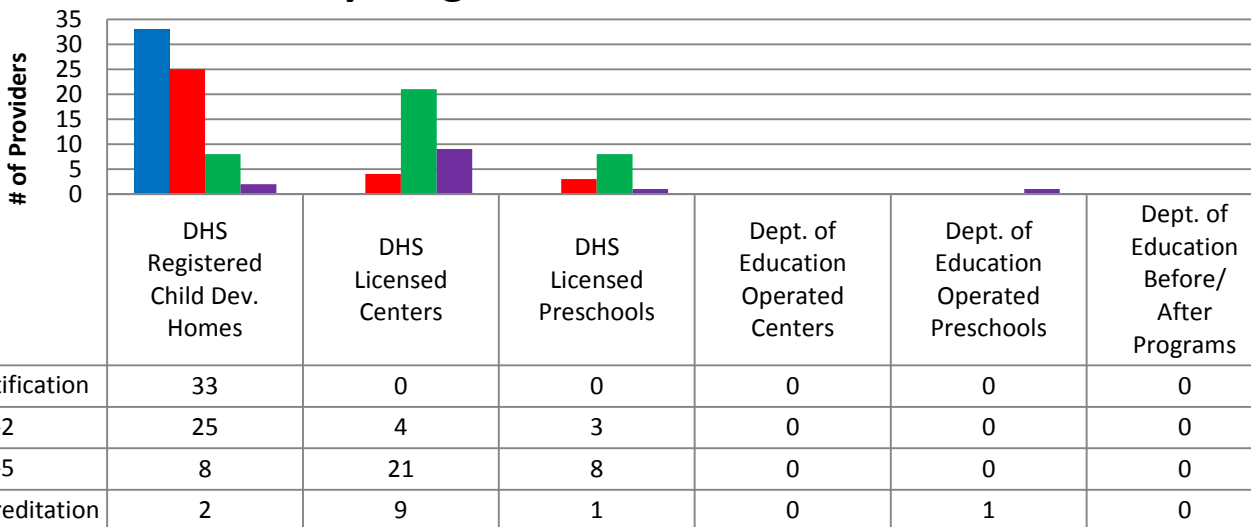
- 246 DHS Registered Child Development Homes
 - 1 Dept. of Education Operated Centers
 - 7 Dept. of Education Operated Preschools
 - 18 Dept. of Education Before/After Programs
- 52 DHS Licensed Centers
- 23 DHS Licensed Preschools
- 256 Non-Registered Child Care Homes

9,864 Total SPACES listed with CCR&R

- 2,480 DHS Registered Child Development Homes
 - 24 Dept. of Education Operated Centers
 - 377 Dept. of Education Operated Preschools
 - 949 Dept. of Education Before/After Programs
- 3,824 DHS Licensed Centers
- 930 DHS Licensed Preschools
- 1,280 Non-Registered Child Care Homes

*School District Dept of Education programs are not licensed by DHS but meet Standards for Child Care adopted by the State Board of Education.

Quality Programs for Providers



* Programs may choose to participate in more than one quality measure. The number of QRS Providers changes monthly.

Go to <http://www.dhs.state.ia.us/iqrs/> for up-to-date information.

*Centers, Preschools and Before/After school programs do not qualify for ChildNet Certification.

For a family earning the median income of \$66,869 with an infant in child care they would pay:

- 10% of their income before taxes, if their child was in a registered home
- 15% of their income before taxes, if their child was in a licensed center

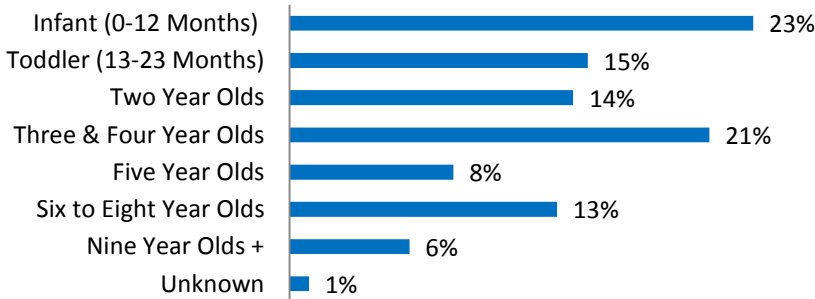
Data source: State Library of Iowa, www.iowadatabase.org & the Iowa NACCRRAware database for this reporting year.

Out of 603 child care programs, 526 programs report they accept DHS Child Care Assistance funded children.

Child Care Rates	Infant (0-12 Months)	Toddler (13-23 Months)	Two Year Olds	Three Year Olds	Four & Five Year Olds	Before & After School	Full Time School-Age
Average Per Week							
DHS Registered Child Development Homes	\$129.26	\$127.21	\$124.69	\$124.16	\$123.62	\$57.13	\$118.52
DHS Licensed Centers	\$189.90	\$189.90	\$163.30	\$148.75	\$147.90	\$82.23	\$144.94

* Providers may charge by the month, week, day or hour.

Percent of Requests for Child Care by Age



Range of Preschool Tuition Rates per month - by age

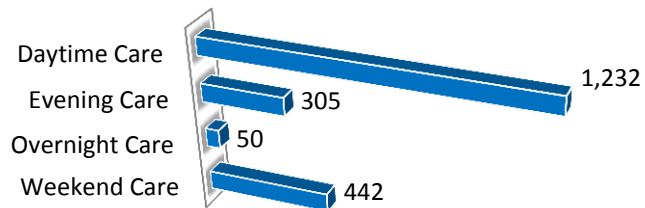
	Lowest	Highest
Three Yr Olds	\$55.00	\$350.00
Four Yr Olds +	\$56.00	\$280.00

*Preschool classes range from 1-5 days a week.

*Free preschool programs are not included in the rate ranges above.

CCR&R referred 829 families with 1256 children to child care providers.

Requests for Child Care by Type



*Families may request more than one type of care for their child(ren).

Requests for Child Care data is from July 1, 2012 - June 30, 2013.

Data provided by Child Care Resource & Referral using NACCRRAware as of July 1, 2013 unless otherwise noted.