

Region 5 Southeast Iowa - July 2013

Total County Population	911,887
Children ages 0 through 5	69,451
Children ages 6 through 9	46,848
Children ages 10 through 12	36,115

Data source: Woods & Poole Population Estimates as of Dec 31, 2012.

Families with all parents working & children under age 6	74%
Median Family Income	\$61,767
Average Weekly Income	\$1,188

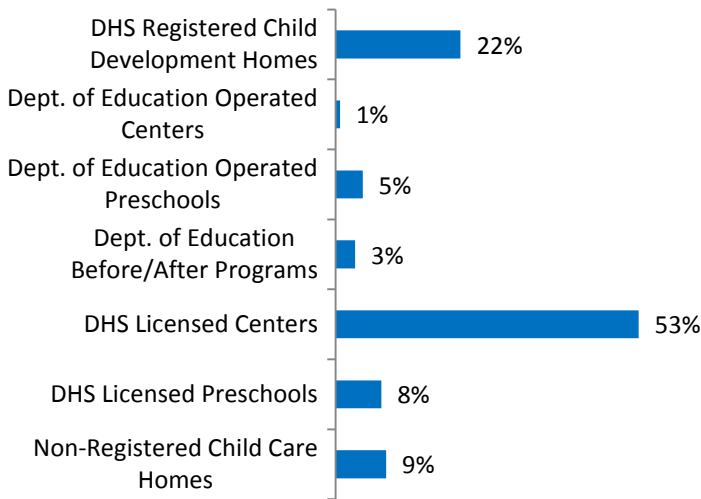
Data source: State Library of Iowa, www.iowadatatcenter.org



www.iowaccrr.org

1-877-216-8481

Percent of Program Spaces



CCR&R may not have all DOE programs listed since they are not regulated by DHS.

2,309 Total PROGRAMS listed with CCR&R

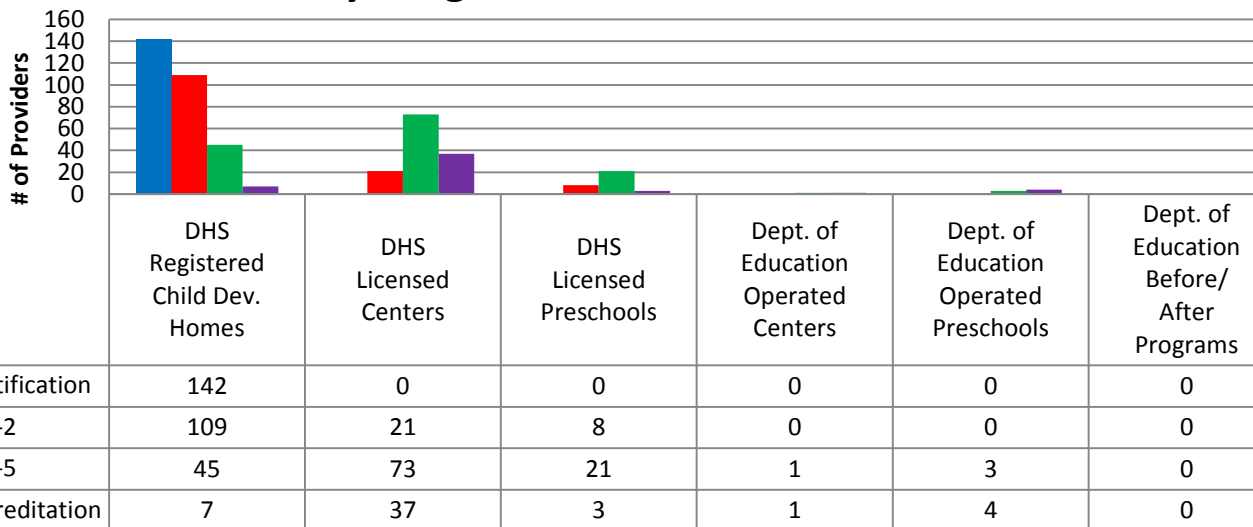
- 960 DHS Registered Child Development Homes
- 7 Dept. of Education Operated Centers
- 55 Dept. of Education Operated Preschools
- 30 Dept. of Education Before/After Programs
- 338 DHS Licensed Centers
- 98 DHS Licensed Preschools
- 821 Non-Registered Child Care Homes

46,791 Total SPACES listed with CCR&R

- 10,172 DHS Registered Child Development Homes
- 350 Dept. of Education Operated Centers
- 2,206 Dept. of Education Operated Preschools
- 1,575 Dept. of Education Before/After Programs
- 24,667 DHS Licensed Centers
- 3,716 DHS Licensed Preschools
- 4,105 Non-Registered Child Care Homes

*School District Dept of Education programs are not licensed by DHS but meet Standards for Child Care adopted by the State Board of Education.

Quality Programs for Providers



* Programs may choose to participate in more than one quality measure. The number of QRS Providers changes monthly.

Go to <http://www.dhs.state.ia.us/iqrs/> for up-to-date information.

*Centers, Preschools and Before/After school programs do not qualify for ChildNet Certification.

For a family earning the median income of \$61,767 with an infant in child care they would pay:

- 10% of their income before taxes, if their child was in a registered home
- 13% of their income before taxes, if their child was in a licensed center

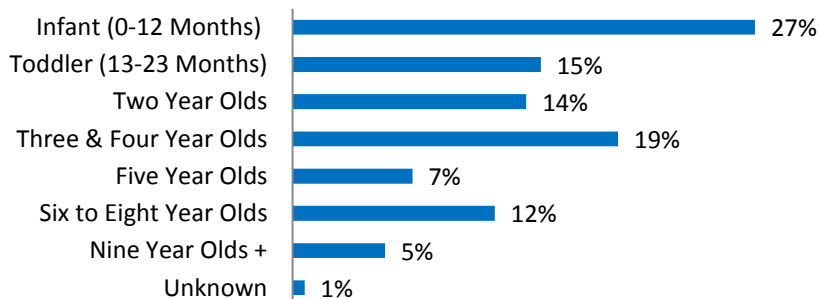
Data source: State Library of Iowa, www.iowadatabase.org & the Iowa NACCRRAware database for this reporting year.

Out of 2,309 child care programs, 1,954 programs report they accept DHS Child Care Assistance funded children.

Child Care Rates	Infant (0-12 Months)	Toddler (13-23 Months)	Two Year Olds	Three Year Olds	Four & Five Year Olds	Before & After School	Full Time School-Age
Average Per Week							
DHS Registered Child Development Homes	\$122.18	\$127.29	\$118.85	\$118.31	\$117.66	\$51.36	\$111.43
DHS Licensed Centers	\$150.05	\$148.80	\$136.17	\$130.20	\$127.98	\$55.47	\$114.88

* Providers may charge by the month, week, day or hour.

Percent of Requests for Child Care by Age



Range of Preschool Tuition Rates per month - by age

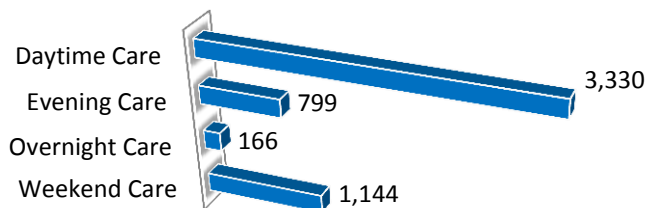
	Lowest	Highest
Three Yr Olds	\$50.00	\$420.00
Four Yr Olds +	\$50.00	\$420.00

*Preschool classes range from 1-5 days a week.

*Free preschool programs are not included in the rate ranges above.

CCR&R referred 2330 families with 3397 children to child care providers.

Requests for Child Care by Type



*Families may request more than one type of care for their child(ren).

Requests for Child Care data is from July 1, 2012 - June 30, 2013.

Data provided by Child Care Resource & Referral using NACCRRAware as of July 1, 2013 unless otherwise noted.