

Region 4 Central Iowa - July 2013

| | |
|-----------------------------|---------|
| Total Region Population | 948,905 |
| Children ages 0 through 5 | 79,145 |
| Children ages 6 through 9 | 52,166 |
| Children ages 10 through 12 | 39,319 |

Data source: Woods & Poole Population Estimates as of Dec 31, 2012.

| | |
|--|----------|
| Families with all parents working & children under age 6 | 72% |
| Median Family Income | \$61,178 |
| Average Weekly Income | \$1,177 |

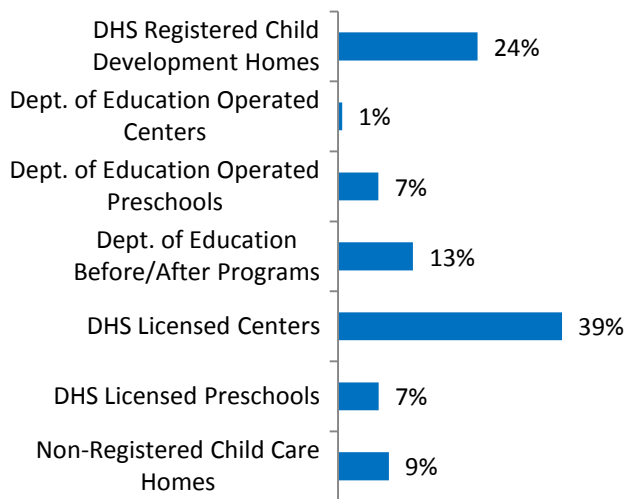
Data source: State Library of Iowa, www.iowadatecenter.org



www.iowaccrr.org

1-877-216-8481

Percent of Program Spaces



CCR&R may not have all DOE programs listed since they are not regulated by DHS.

3,062 Total PROGRAMS listed with CCR&R

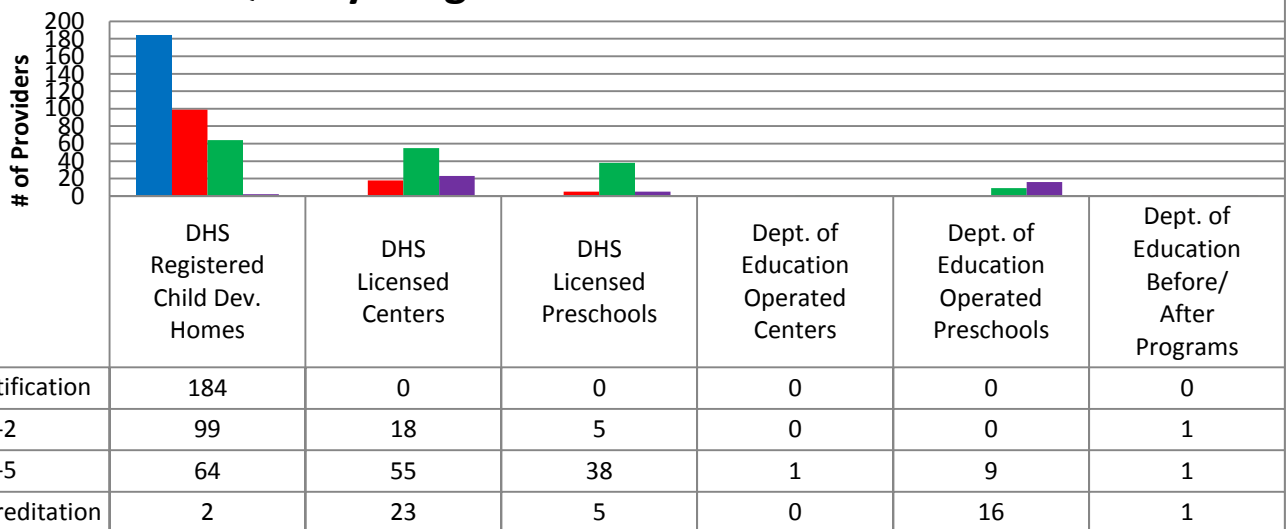
- 1,417 DHS Registered Child Development Homes
 - 7 Dept. of Education Operated Centers
 - 127 Dept. of Education Operated Preschools
 - 66 Dept. of Education Before/After Programs
- 252 DHS Licensed Centers
- 122 DHS Licensed Preschools
- 1,071 Non-Registered Child Care Homes

60,375 Total SPACES listed with CCR&R

- 14,652 DHS Registered Child Development Homes
 - 440 Dept. of Education Operated Centers
 - 4,242 Dept. of Education Operated Preschools
 - 7,878 Dept. of Education Before/After Programs
- 23,526 DHS Licensed Centers
- 4,281 DHS Licensed Preschools
- 5,356 Non-Registered Child Care Homes

*School District Dept of Education programs are not licensed by DHS but meet Standards for Child Care adopted by the State Board of Education.

Quality Programs for Providers



* Programs may choose to participate in more than one quality measure. The number of QRS Providers changes monthly.

Go to <http://www.dhs.state.ia.us/iqrs/> for up-to-date information.

*Centers, Preschools and Before/After school programs do not qualify for ChildNet Certification.

For a family earning the median income of \$61,178 with an infant in child care they would pay:

- 11% of their income before taxes, if their child was in a registered home
- 16% of their income before taxes, if their child was in a licensed center

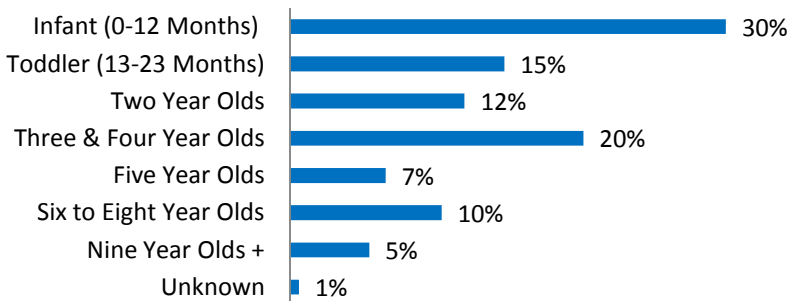
Data source: State Library of Iowa, www.iowadatacenter.org & the Iowa NACCRRAware database for this reporting year.

Out of 3,062 child care programs, 2,206 programs report they accept DHS Child Care Assistance funded children.

| Child Care Rates Average Per Week | Infant (0-12 Months) | Toddler (13-23 Months) | Two Year Olds | Three Year Olds | Four & Five Year Olds | Before & After School | Full Time School-Age |
|--|----------------------|------------------------|---------------|-----------------|-----------------------|-----------------------|----------------------|
| DHS Registered Child Development Homes | \$133.02 | \$131.49 | \$128.16 | \$126.02 | \$125.46 | \$62.12 | \$112.98 |
| DHS Licensed Centers | \$190.89 | \$190.32 | \$170.36 | \$161.14 | \$156.43 | \$76.18 | \$132.33 |

* Providers may charge by the month, week, day or hour.

Percent of Requests for Child Care by Age



Range of Preschool Tuition Rates per month - by age

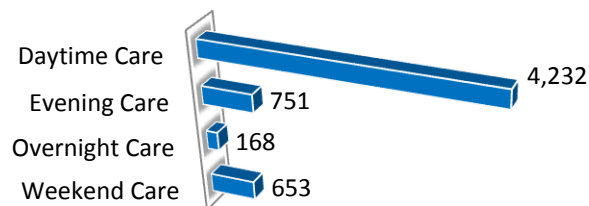
| | Lowest | Highest |
|----------------|---------|----------|
| Three Yr Olds | \$50.00 | \$360.00 |
| Four Yr Olds + | \$50.00 | \$360.00 |

*Preschool classes range from 1-5 days a week.

*Free preschool programs are not included in the rate ranges above.

CCR&R referred 2,882 families with 4,316 children to child care providers.

Requests for Child Care by Type



*Families may request more than one type of care for their child(ren).
Requests for Child Care data is from July 1, 2012 - June 30, 2013.

Data provided by Child Care Resource & Referral using NACCRRAware as of July 1, 2013 unless otherwise noted.