

# Region 3 Southwest Iowa - July 2013

Total Region Population	267,251
Children ages 0 through 5	20,232
Children ages 6 through 9	13,752
Children ages 10 through 12	10,583

Data source: Woods & Poole Population Estimates as of Dec 31, 2012.

Families with all parents working & children under age 6	78%
Median Family Income	\$58,075
Average Weekly Income	\$1,117

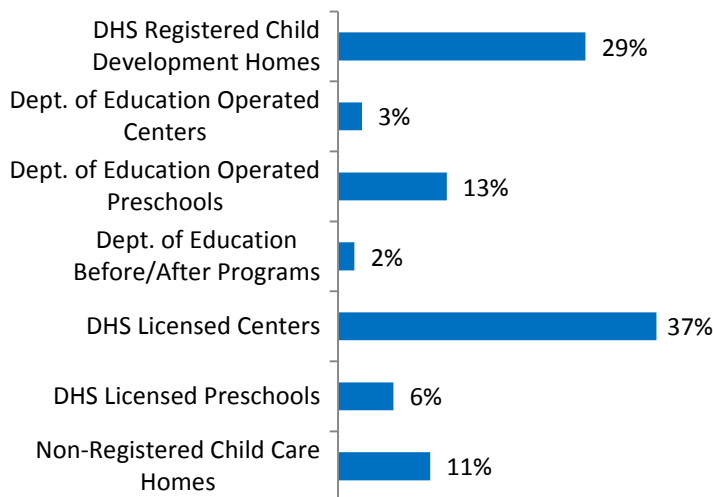
Data source: State Library of Iowa, www.iowadatatcenter.org



www.iowaccrr.org

1-877-216-8481

## Percent of Program Spaces



CCR&R may not have all DOE programs listed since they are not regulated by DHS.

## 911 Total PROGRAMS listed with CCR&R

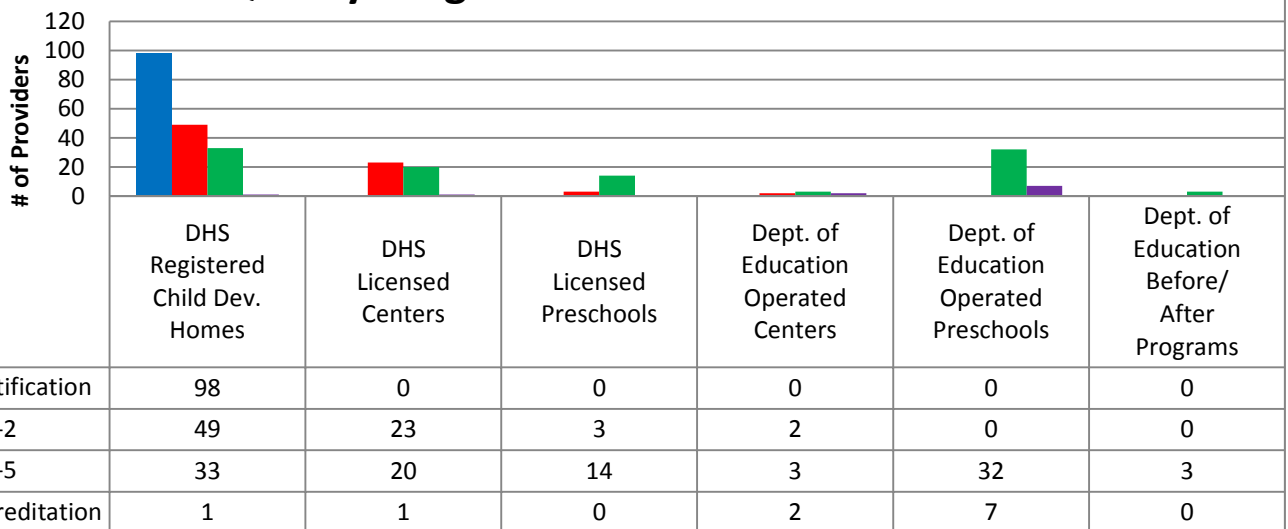
- 394 DHS Registered Child Development Homes
- 11 Dept. of Education Operated Centers
- 60 Dept. of Education Operated Preschools
- 6 Dept. of Education Before/After Programs
- 82 DHS Licensed Centers
- 37 DHS Licensed Preschools
- 321 Non-Registered Child Care Homes

## 15,022 Total SPACES listed with CCR&R

- 4,313 DHS Registered Child Development Homes
- 416 Dept. of Education Operated Centers
- 1,893 Dept. of Education Operated Preschools
- 285 Dept. of Education Before/After Programs
- 5,547 DHS Licensed Centers
- 964 DHS Licensed Preschools
- 1,604 Non-Registered Child Care Homes

\*School District Dept of Education programs are not licensed by DHS but meet Standards for Child Care adopted by the State Board of Education.

## Quality Programs for Providers



\* Programs may choose to participate in more than one quality measure. The number of QRS Providers changes monthly.

Go to <http://www.dhs.state.ia.us/iqrs/> for up-to-date information.

\*Centers, Preschools and Before/After school programs do not qualify for ChildNet Certification.

**For a family earning the median income of \$58,075 with an infant in child care they would pay:**

- 11% of their income before taxes, if their child was in a registered home
- 13% of their income before taxes, if their child was in a licensed center

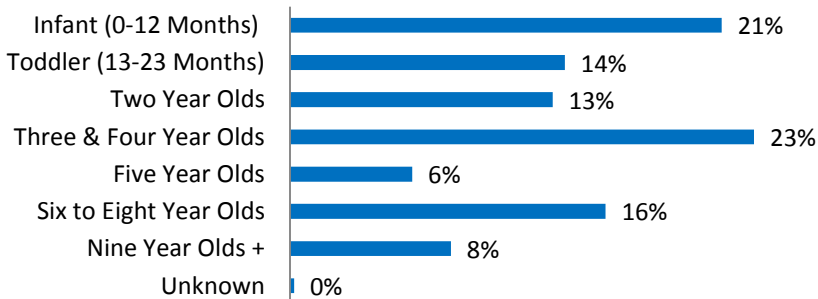
Data source: State Library of Iowa, [www.iowadatacenter.org](http://www.iowadatacenter.org) & the Iowa NACCRRAware database for this reporting year.

**Out of 911 child care programs, 694 programs report they accept DHS Child Care Assistance funded children.**

Child Care Rates	Infant (0-12 Months)	Toddler (13-23 Months)	Two Year Olds	Three Year Olds	Four & Five Year Olds	Before & After School	Full Time School-Age
Average Per Week							
DHS Registered Child Development Homes	\$119.57	\$111.67	\$116.16	\$114.41	\$113.99	\$60.03	\$111.53
DHS Licensed Centers	\$142.33	\$140.91	\$127.76	\$122.82	\$119.23	\$74.52	\$113.91

\* Providers may charge by the month, week, day or hour.

### Percent of Requests for Child Care by Age



### Range of Preschool Tuition Rates per month - by age

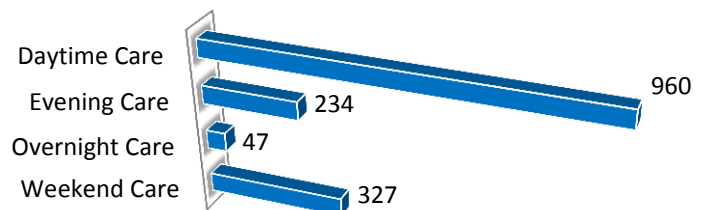
	Lowest	Highest
Three Yr Olds	\$10.00	\$325.00
Four Yr Olds +	\$30.00	\$860.00

\*Preschool classes range from 1-5 days a week.

\*Free preschool programs are not included in the rate ranges above.

**CCR&R referred 564 families with 1000 children to child care providers.**

### Requests for Child Care by Type



\*Families may request more than one type of care for their child(ren).

Requests for Child Care data is from July 1, 2012 - June 30, 2013.

Data provided by Child Care Resource & Referral using NACCRRAware as of July 1, 2013 unless otherwise noted.